



Appendix E for BT Test Data

Product Name: Bone conductive headphones

Test Model: S18

Environmental Conditions

Temperature:	22.6° C
Relative Humidity:	51.5%
ATM Pressure:	100.0 kPa
Test Engineer:	Jerry Chu
Supervised by:	Nick Peng





E.1 RF Output Power

Condition	Mode	Frequency (MHz)	Max EIRP (dBm)	Limit (dBm)	Verdict
NVNT	1-DH5	2402	2.21	20	Pass
NVNT	1-DH5	2480	2.56	20	Pass
NVNT	2-DH5	2402	2.11	20	Pass
NVNT	2-DH5	2480	2.49	20	Pass
NVNT	3-DH5	2402	3.31	20	Pass
NVNT	3-DH5	2480	2.69	20	Pass

Condition	Mode	Frequency (MHz)	Max EIRP (dBm)	Limit (dBm)	Verdict
NVLT	1-DH5	2402	2.10	20	Pass
NVLT	1-DH5	2480	2.46	20	Pass
NVLT	2-DH5	2402	1.98	20	Pass
NVLT	2-DH5	2480	2.40	20	Pass
NVLT	3-DH5	2402	3.19	20	Pass
NVLT	3-DH5	2480	2.63	20	Pass

Condition	Mode	Frequency (MHz)	Max EIRP (dBm)	Limit (dBm)	Verdict
NVHT	1-DH5	2402	1.98	20	Pass
NVHT	1-DH5	2480	2.36	20	Pass
NVHT	2-DH5	2402	1.93	20	Pass
NVHT	2-DH5	2480	2.27	20	Pass
NVHT	3-DH5	2402	3.14	20	Pass
NVHT	3-DH5	2480	2.46	20	Pass

Note: 20 bursts had been captured for power measurement.

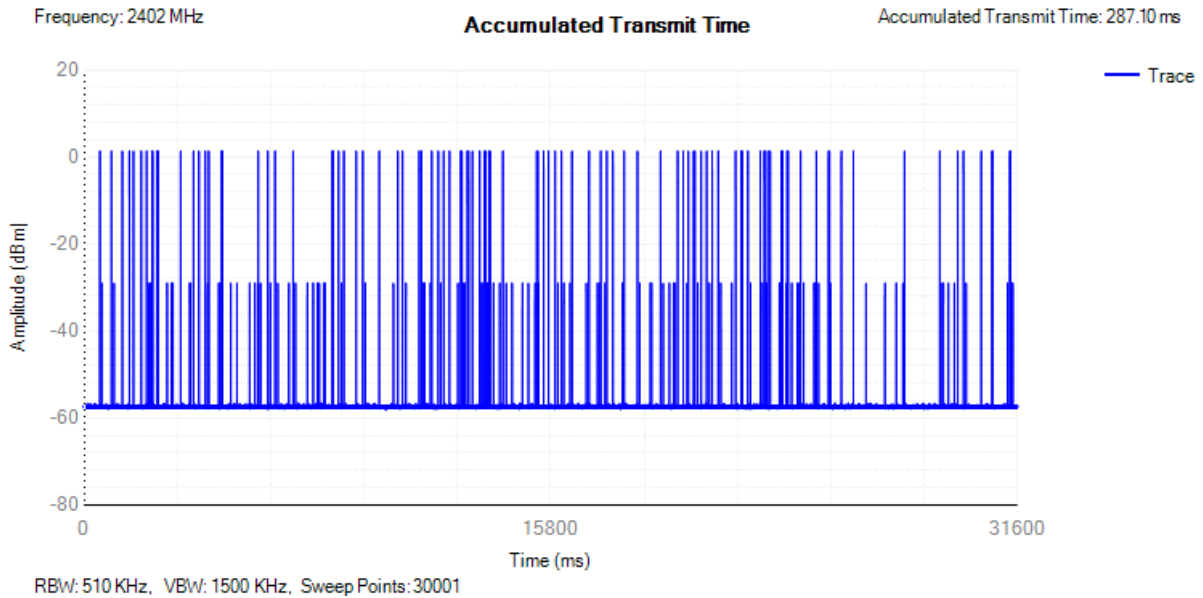




E.2 Accumulated Transmit Time

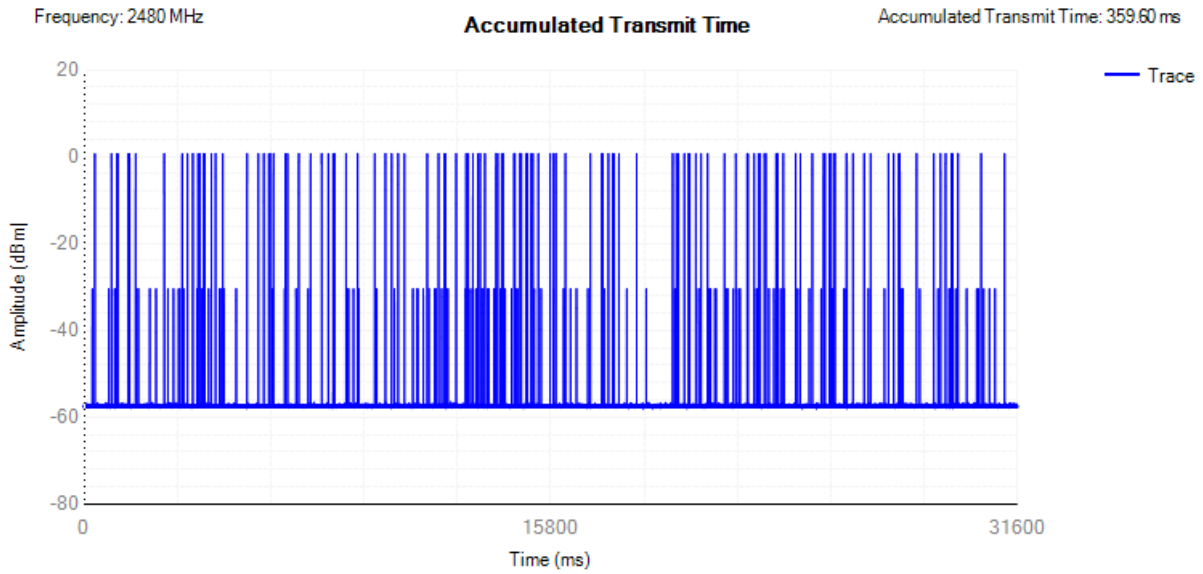
Condition	Mode	Frequency (MHz)	Accumulated Transmit Time (ms)	Limit (ms)	Sweep Time (ms)	Burst Number	Verdict
NVNT	1-DH5	2402	287.1	400	31600	99	Pass
NVNT	1-DH5	2480	359.6	400	31600	124	Pass
NVNT	2-DH5	2402	299.75	400	31600	109	Pass
NVNT	2-DH5	2480	236.5	400	31600	86	Pass
NVNT	3-DH5	2402	275	400	31600	100	Pass
NVNT	3-DH5	2480	272.25	400	31600	99	Pass

Dwell NVNT 1-DH5 2402MHz

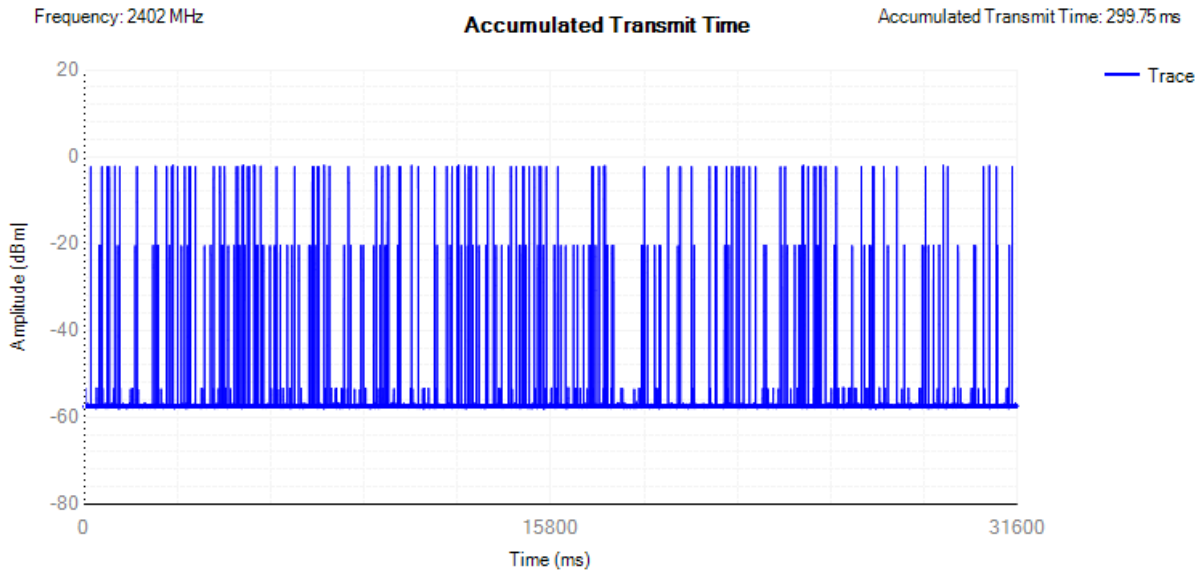




Dwell NVNT 1-DH5 2480MHz

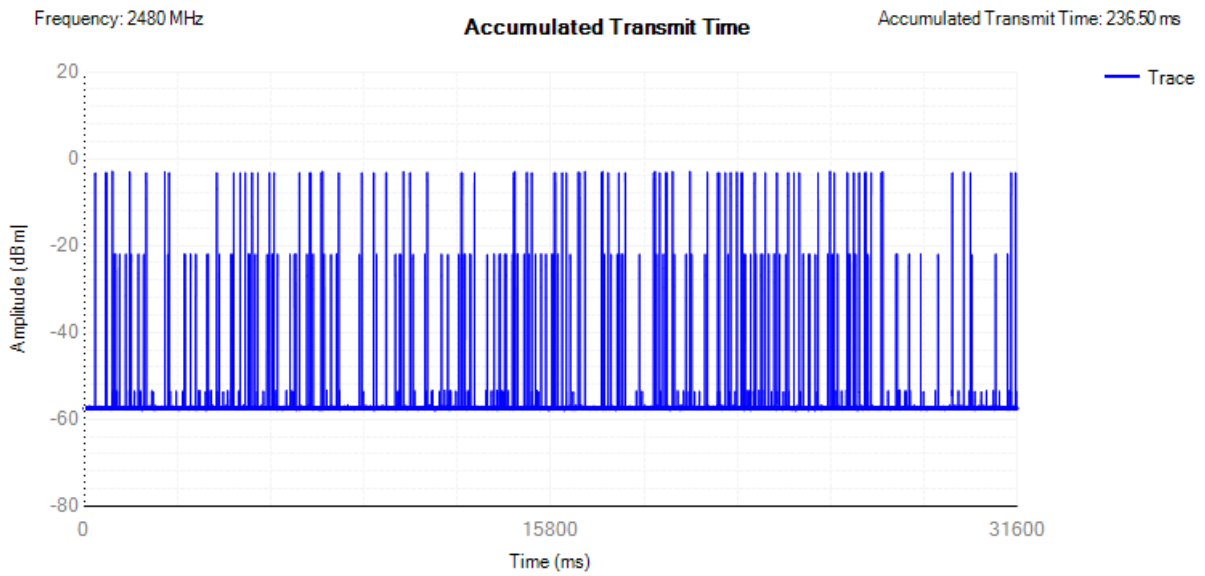


Dwell NVNT 2-DH5 2402MHz

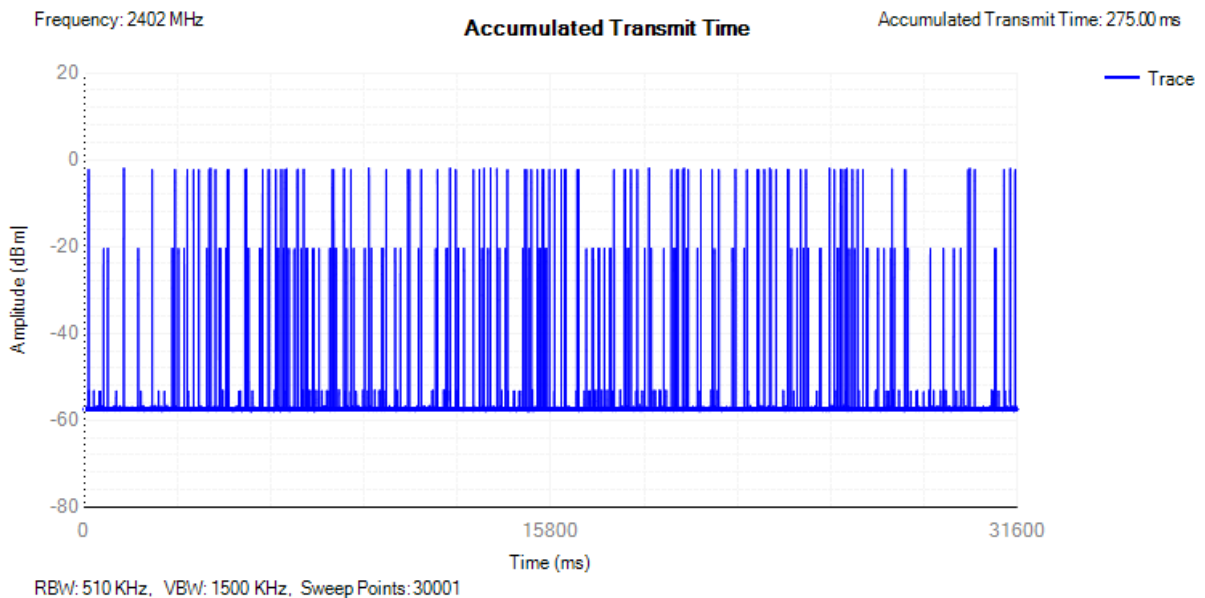




Dwell NVNT 2-DH5 2480MHz

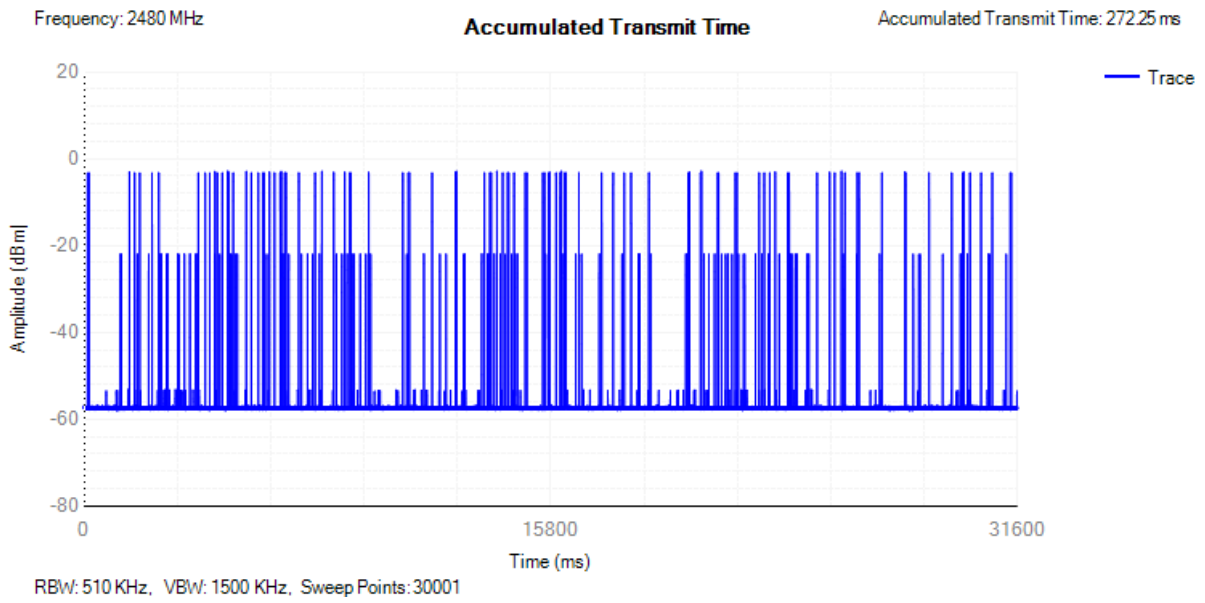


Dwell NVNT 3-DH5 2402MHz





Dwell NVNT 3-DH5 2480MHz

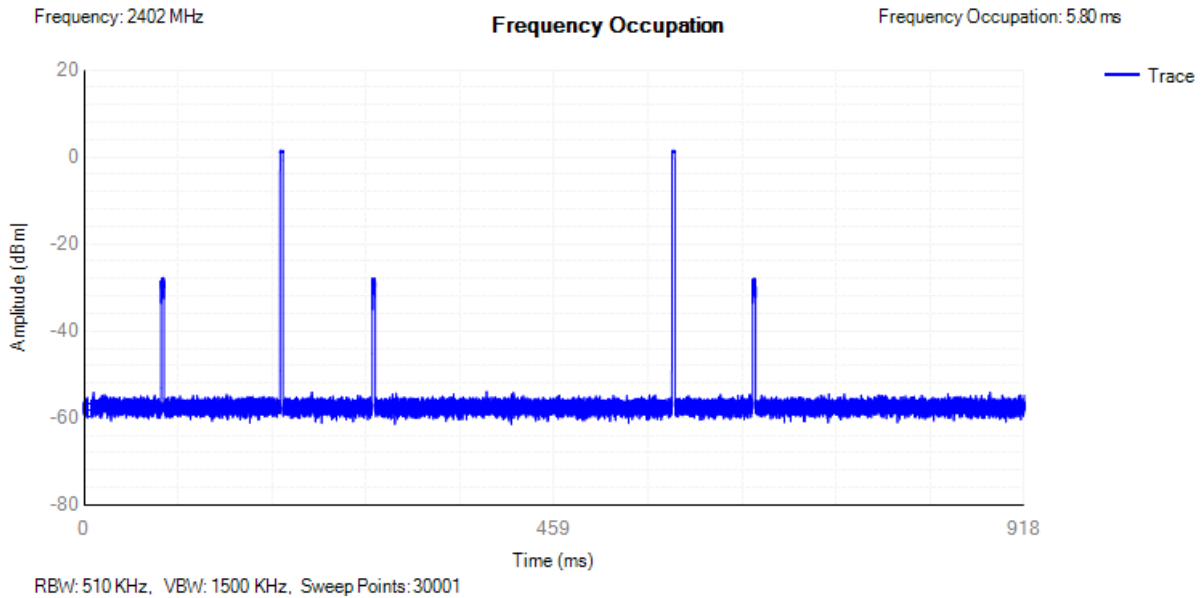




E.3 Frequency Occupation

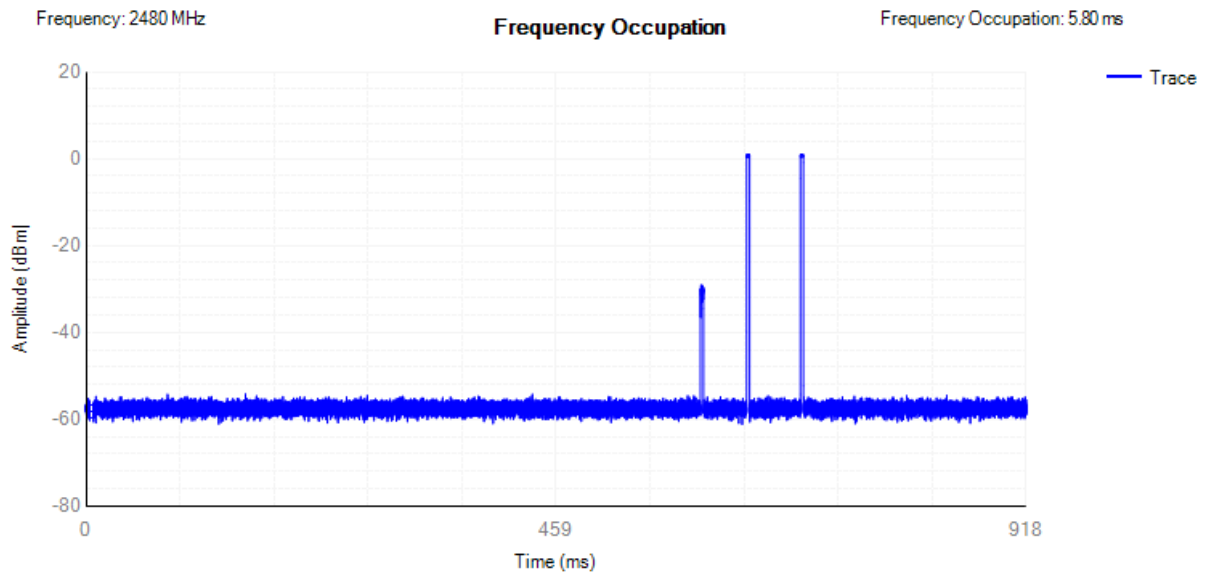
Condition	Mode	Frequency (MHz)	Frequency Occupation (ms)	Limit (ms)	Sweep Time (ms)	Burst Number	Verdict
NVNT	1-DH5	2402	5.8	0	916.4	2	Pass
NVNT	1-DH5	2480	5.8	0	916.4	2	Pass
NVNT	2-DH5	2402	11	0	869	4	Pass
NVNT	2-DH5	2480	5.5	0	869	2	Pass
NVNT	3-DH5	2402	2.75	0	869	1	Pass
NVNT	3-DH5	2480	0	0	869	0	Pass

Freq. Occup. NVNT 1-DH5 2402MHz

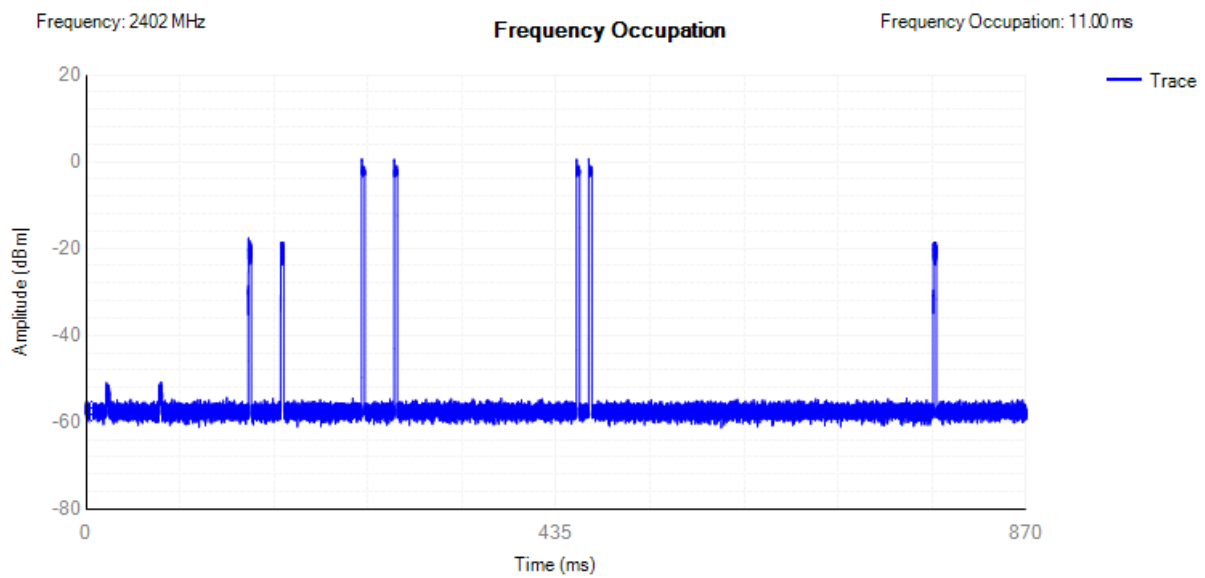




Freq. Occup. NVNT 1-DH5 2480MHz

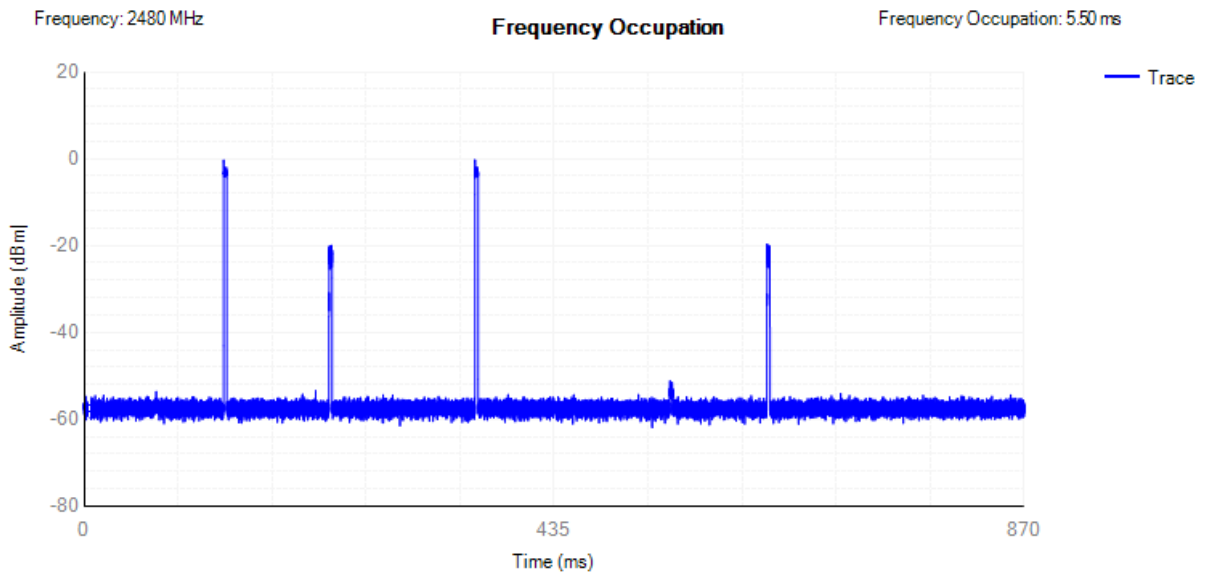


Freq. Occup. NVNT 2-DH5 2402MHz

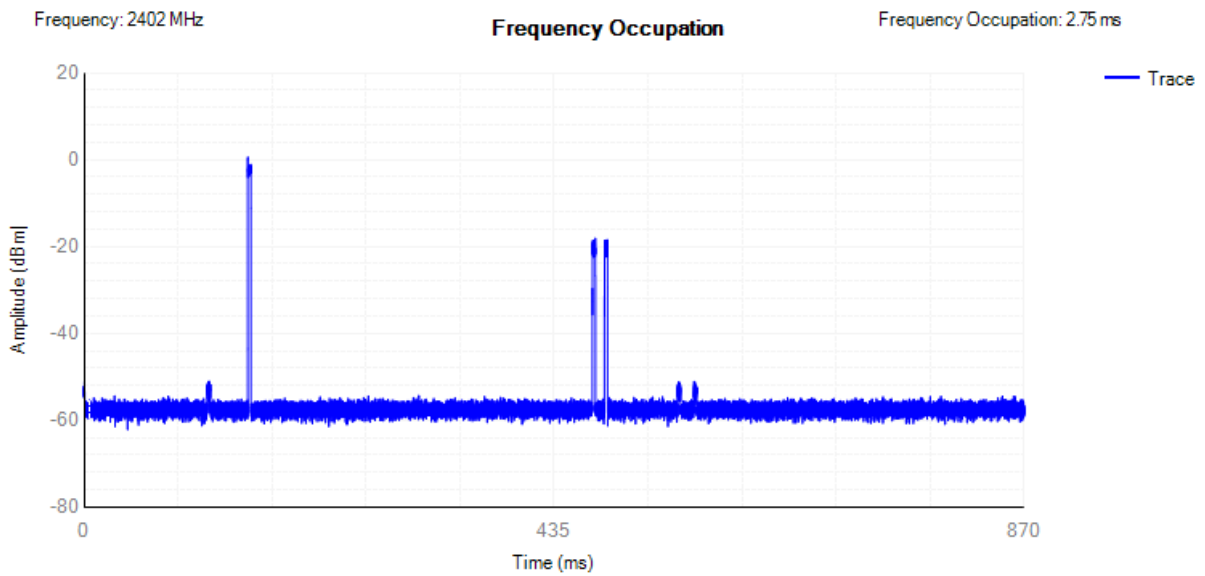




Freq. Occup. NVNT 2-DH5 2480MHz

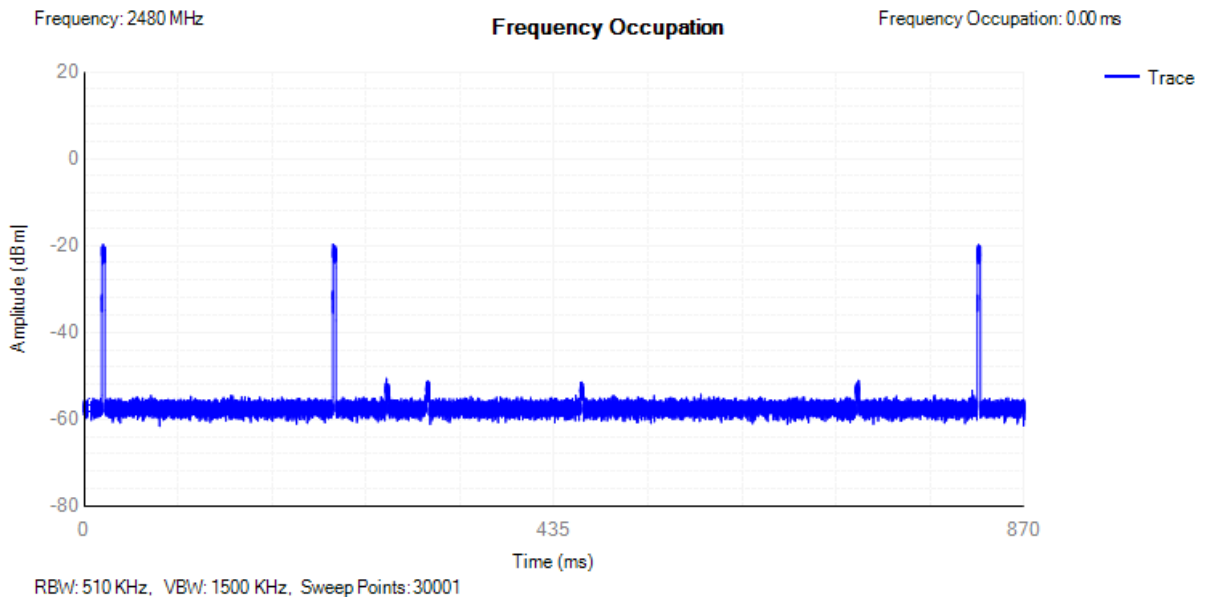


Freq. Occup. NVNT 3-DH5 2402MHz





Freq. Occup. NVNT 3-DH5 2480MHz



立讯检测股份
LCS Testing Lab

立讯检测股份
LCS Testing Lab

立讯检测股份
LCS Testing Lab

立讯检测股份
LCS Testing Lab

立讯检测股份
LCS Testing Lab

立讯检测股份
LCS Testing Lab

立讯检测股份
LCS Testing Lab

立讯检测股份
LCS Testing Lab

立讯检测股份
LCS Testing Lab

立讯检测股份
LCS Testing Lab

立讯检测股份
LCS Testing Lab



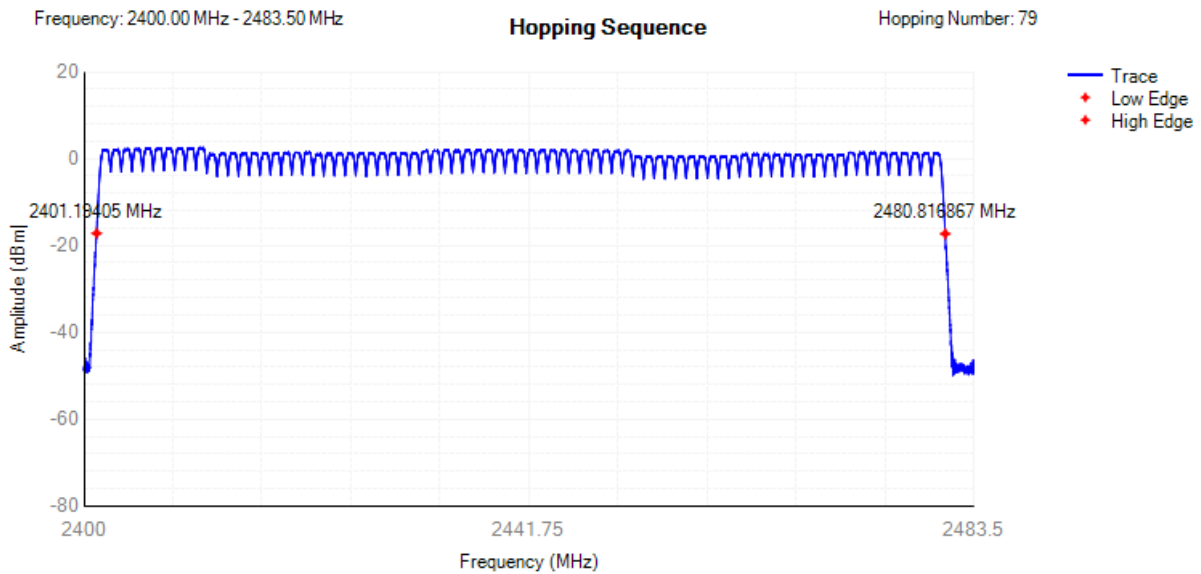
Shenzhen LCS Compliance Testing Laboratory Ltd.
Add: Room 101, 201, Building A and Room 301, Building C, Juji Industrial Park, Yabianxueziwei, Shajing Street,
Bao'an District, Shenzhen, Guangdong, China
Tel: +(86) 0755-82591330 | E-mail: webmaster@lcs-cert.com | Web: www.lcs-cert.com
Scan code to check authenticity



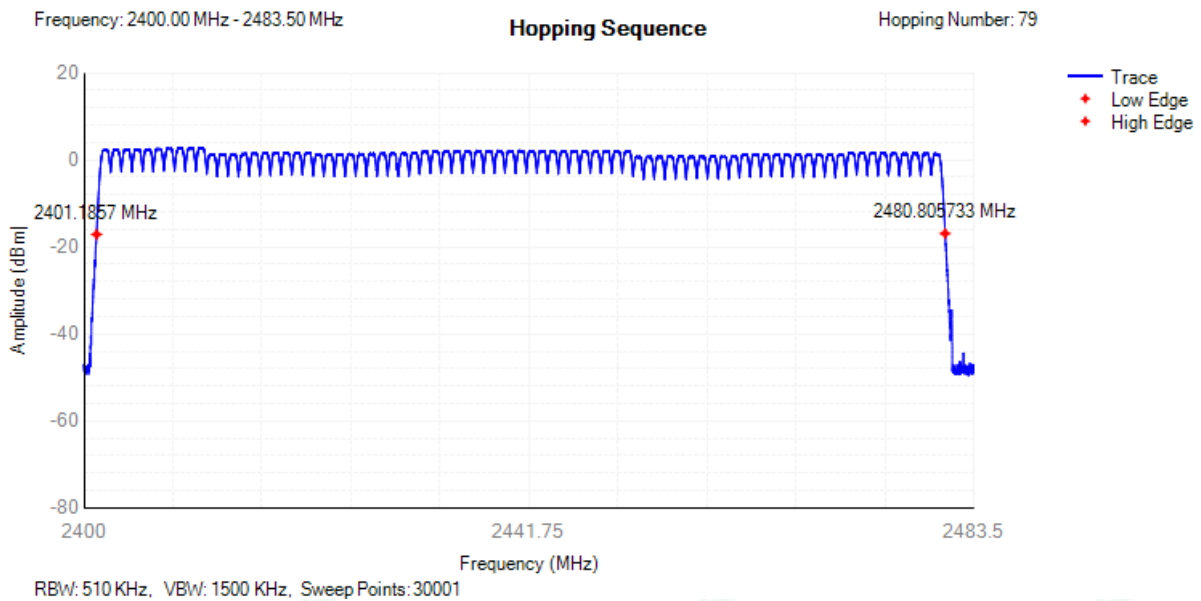
E.4 Hopping Sequence

Condition	Mode	Hopping Number	Limit	Band Allocation (%)	Limit Band Allocation (%)	Verdict
NVNT	1-DH5	79	15	95.35	70	Pass
NVNT	1-DH5	79	15	95.35	70	Pass
NVNT	2-DH5	79	15	95.86	70	Pass
NVNT	2-DH5	79	15	95.91	70	Pass
NVNT	3-DH5	79	15	95.89	70	Pass
NVNT	3-DH5	79	15	95.87	70	Pass

Hopping Seq. NVNT 1-DH5 2402MHz



Hopping Seq. NVNT 1-DH5 2480MHz



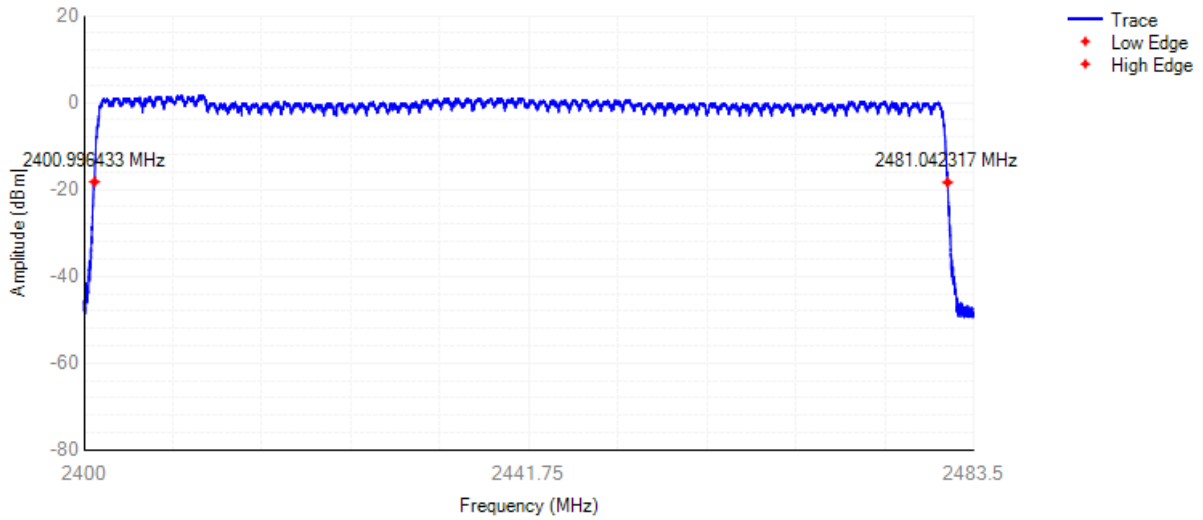


Hopping Seq. NVNT 2-DH5 2402MHz

Frequency: 2400.00 MHz - 2483.50 MHz

Hopping Sequence

Hopping Number: 79

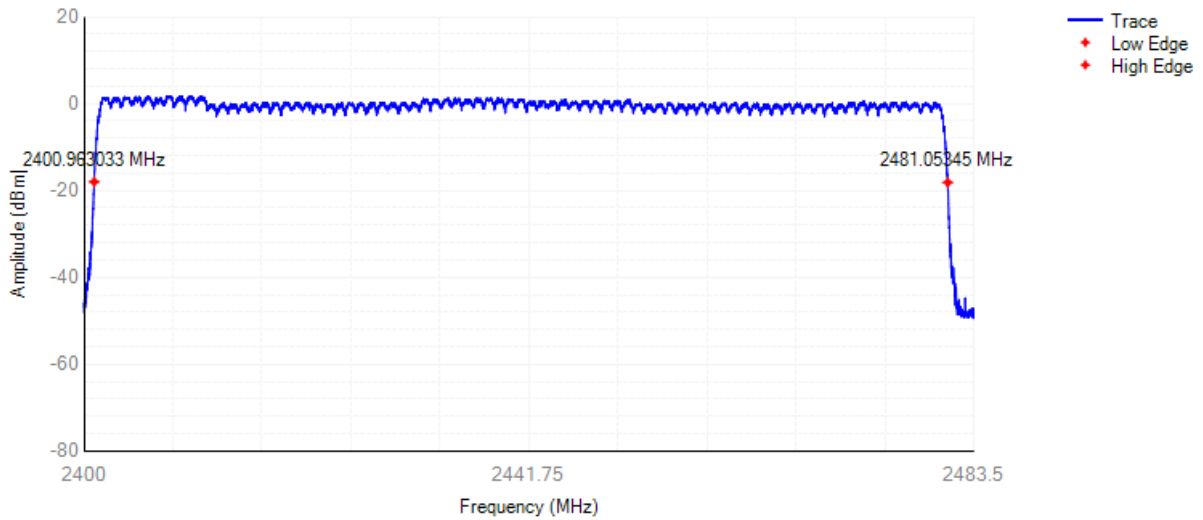


Hopping Seq. NVNT 2-DH5 2480MHz

Frequency: 2400.00 MHz - 2483.50 MHz

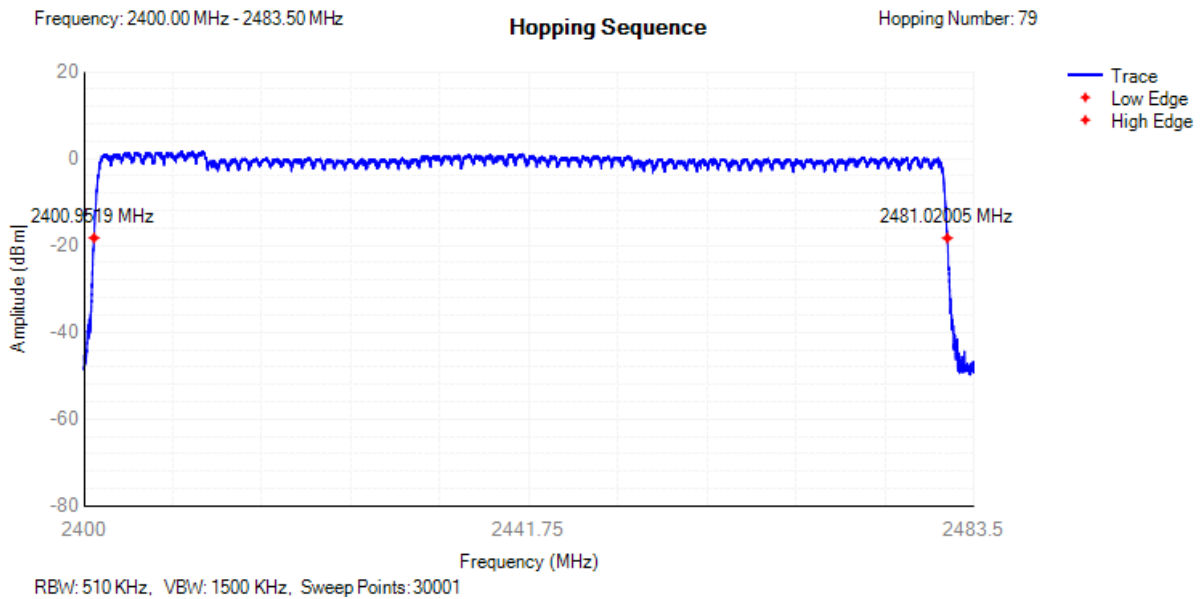
Hopping Sequence

Hopping Number: 79

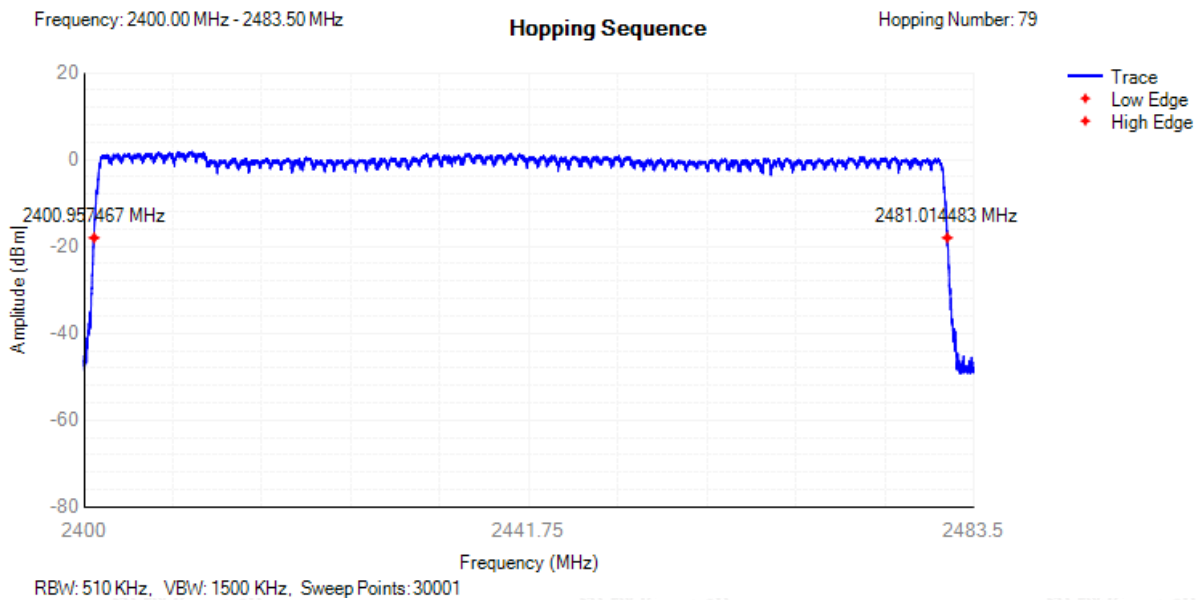




Hopping Seq. NVNT 3-DH5 2402MHz



Hopping Seq. NVNT 3-DH5 2480MHz

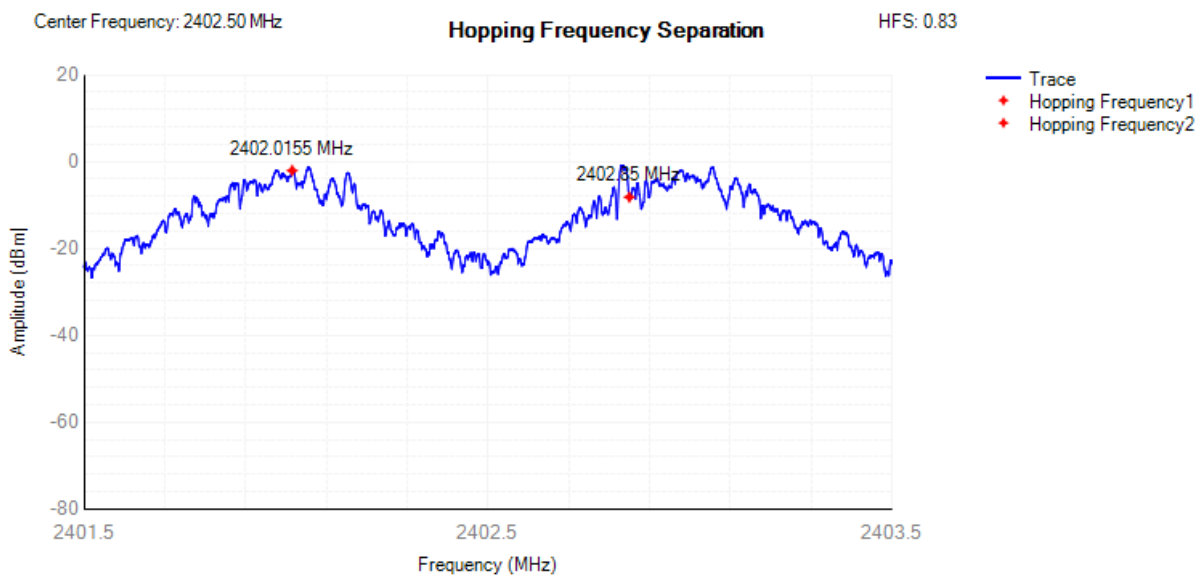




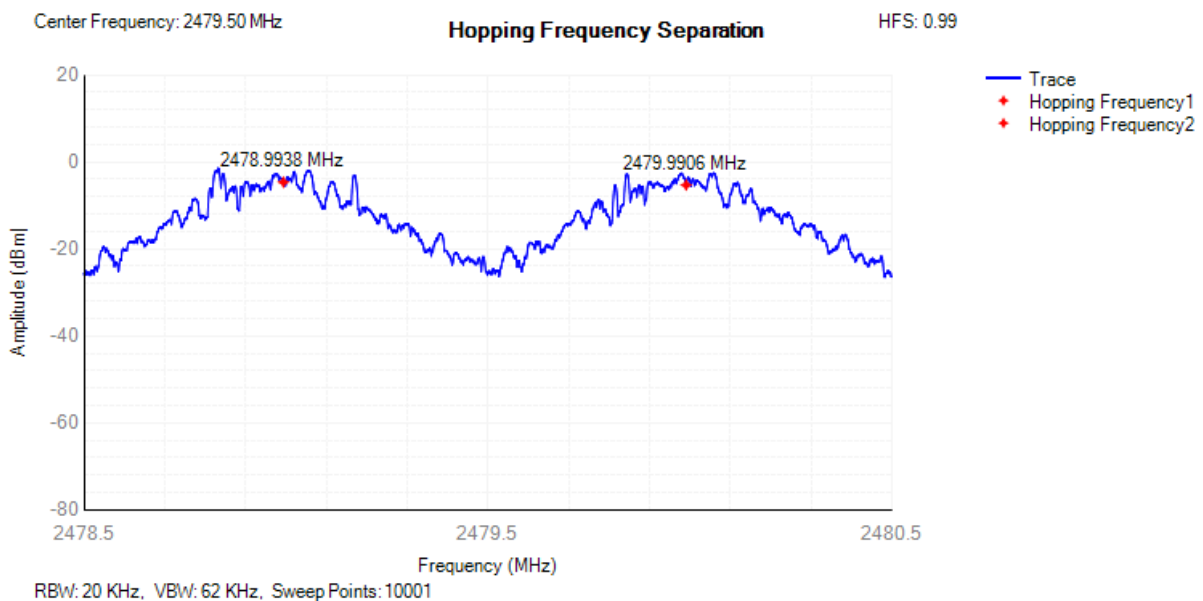
E.5 Hopping Frequency Separation

Condition	Mode	Hopping Freq1 (MHz)	Hopping Freq2 (MHz)	HFS (MHz)	Limit (MHz)	Verdict
NVNT	1-DH5	2402.0155	2402.85	0.83	0.1	Pass
NVNT	1-DH5	2478.9938	2479.9906	0.99	0.1	Pass
NVNT	2-DH5	2402.1634	2403.1826	1.01	0.1	Pass
NVNT	2-DH5	2479.1274	2480.0038	0.87	0.1	Pass
NVNT	3-DH5	2402.1515	2403.04	0.88	0.1	Pass
NVNT	3-DH5	2479.1576	2480.0681	0.91	0.1	Pass

HFS NVNT 1-DH5 2402MHz



HFS NVNT 1-DH5 2480MHz



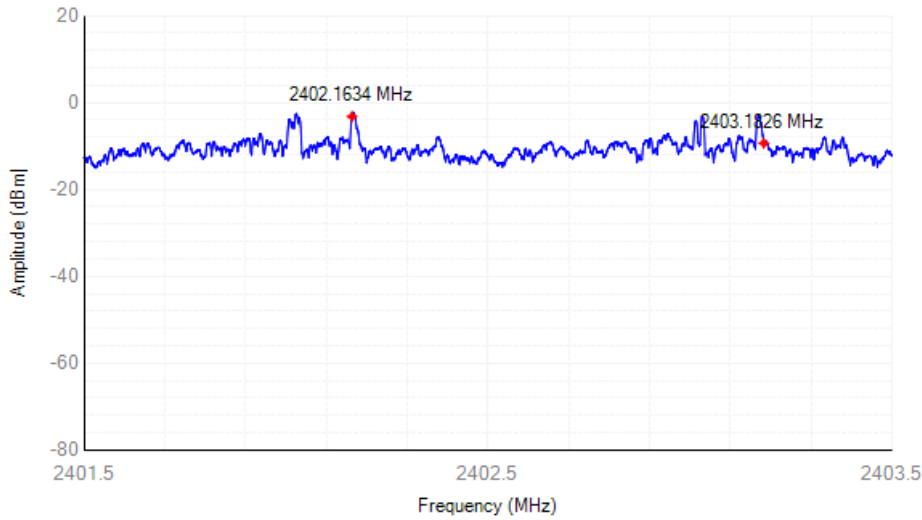


HFS NVNT 2-DH5 2402MHz

Center Frequency: 2402.50 MHz

Hopping Frequency Separation

HFS: 1.01



- Trace
- ◆ Hopping Frequency1
- ◆ Hopping Frequency2

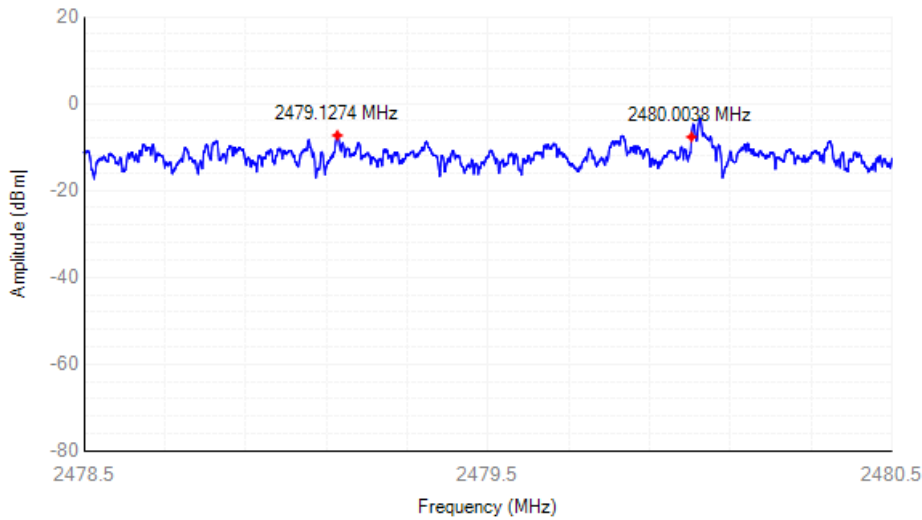
RBW: 20 KHz, VBW: 62 KHz, Sweep Points: 10001

HFS NVNT 2-DH5 2480MHz

Center Frequency: 2479.50 MHz

Hopping Frequency Separation

HFS: 0.87



- Trace
- ◆ Hopping Frequency1
- ◆ Hopping Frequency2

RBW: 20 KHz, VBW: 62 KHz, Sweep Points: 10001



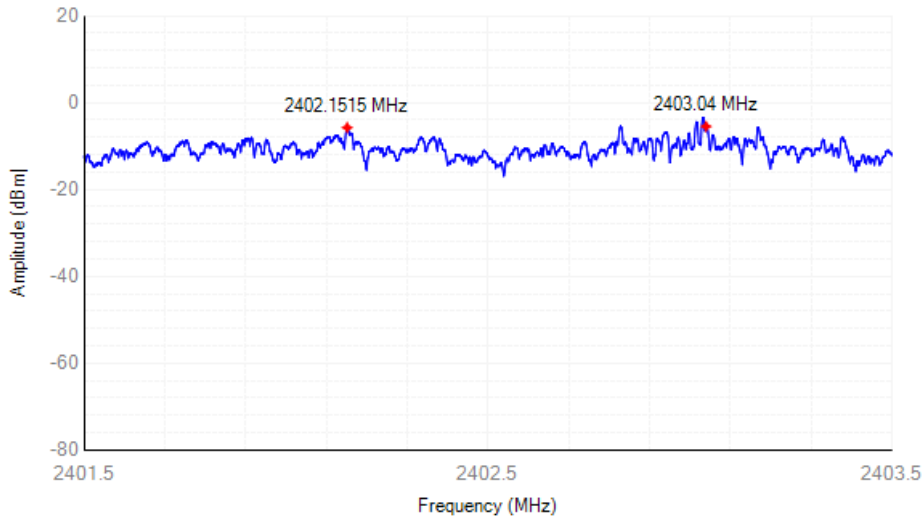


HFS NVNT 3-DH5 2402MHz

Center Frequency: 2402.50 MHz

Hopping Frequency Separation

HFS: 0.88



- Trace
- Hopping Frequency1
- Hopping Frequency2

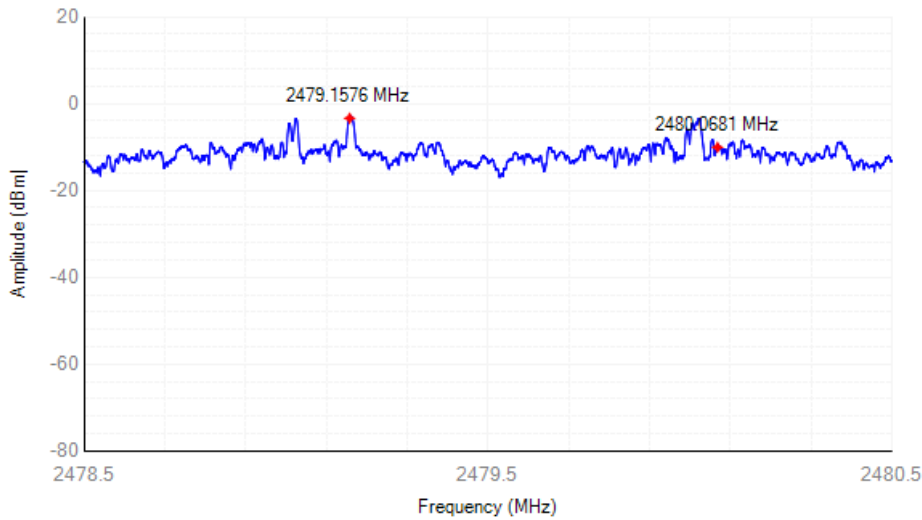
RBW: 20 KHz, VBW: 62 KHz, Sweep Points: 10001

HFS NVNT 3-DH5 2480MHz

Center Frequency: 2479.50 MHz

Hopping Frequency Separation

HFS: 0.91



- Trace
- Hopping Frequency1
- Hopping Frequency2

RBW: 20 KHz, VBW: 62 KHz, Sweep Points: 10001

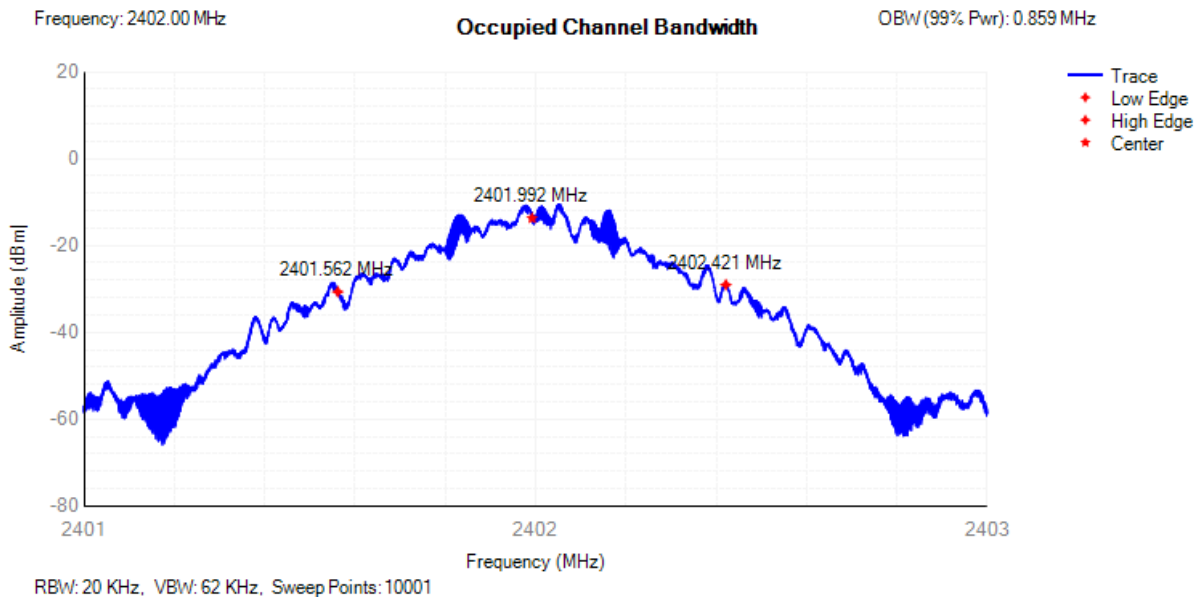




E.6 Occupied Channel Bandwidth

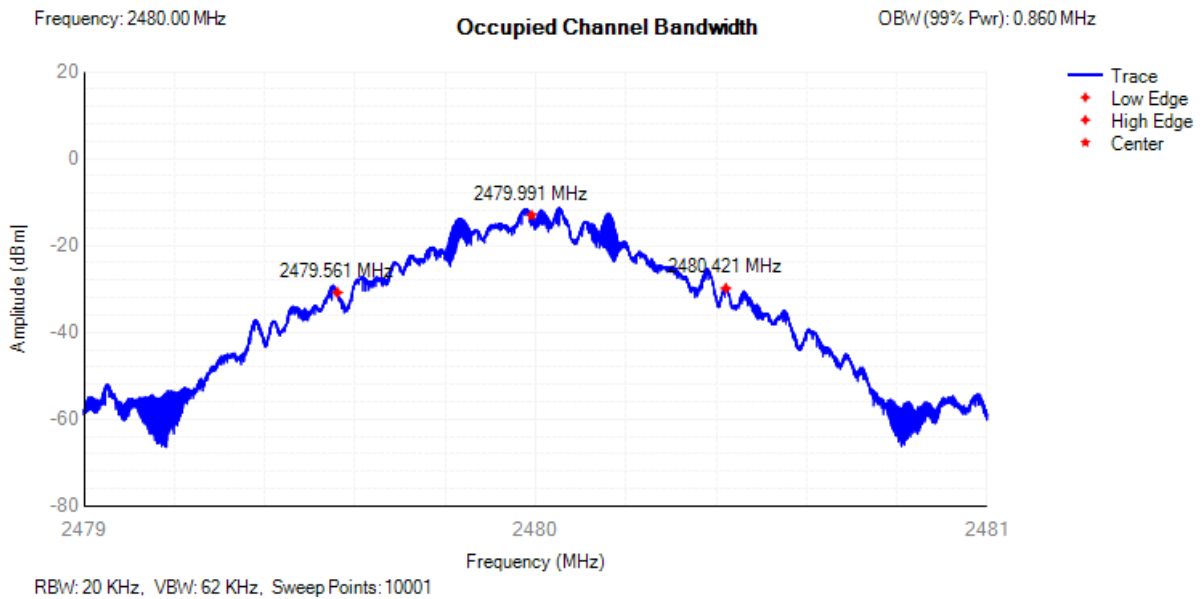
Condition	Mode	Frequency (MHz)	Center Frequency (MHz)	OBW (MHz)	Lower Edge (MHz)	Upper Edge (MHz)	Limit OBW (MHz)	Verdict
NVNT	1-DH5	2402	2401.992	0.859	2401.562	2402.421	2400 - 2483.5MHz	Pass
NVNT	1-DH5	2480	2479.991	0.86	2479.561	2480.421	2400 - 2483.5MHz	Pass
NVNT	2-DH5	2402	2401.994	1.177	2401.406	2402.583	2400 - 2483.5MHz	Pass
NVNT	2-DH5	2480	2479.994	1.18	2479.404	2480.585	2400 - 2483.5MHz	Pass
NVNT	3-DH5	2402	2401.993	1.19	2401.398	2402.588	2400 - 2483.5MHz	Pass
NVNT	3-DH5	2480	2479.991	1.194	2479.394	2480.589	2400 - 2483.5MHz	Pass

OBW NVNT 1-DH5 2402MHz

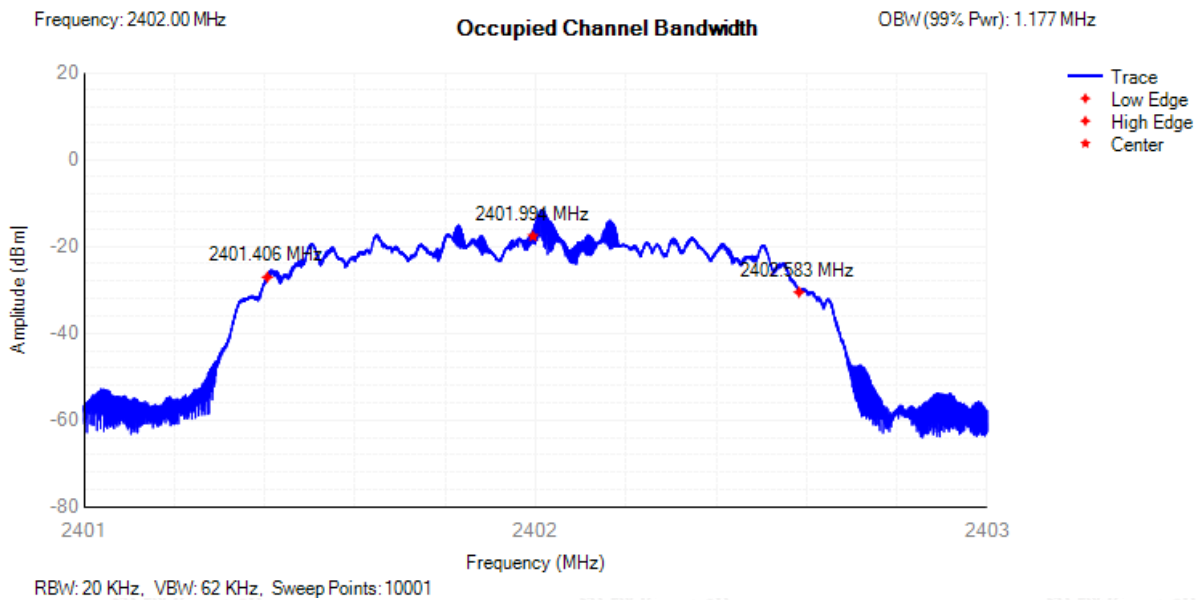




OBW NVNT 1-DH5 2480MHz

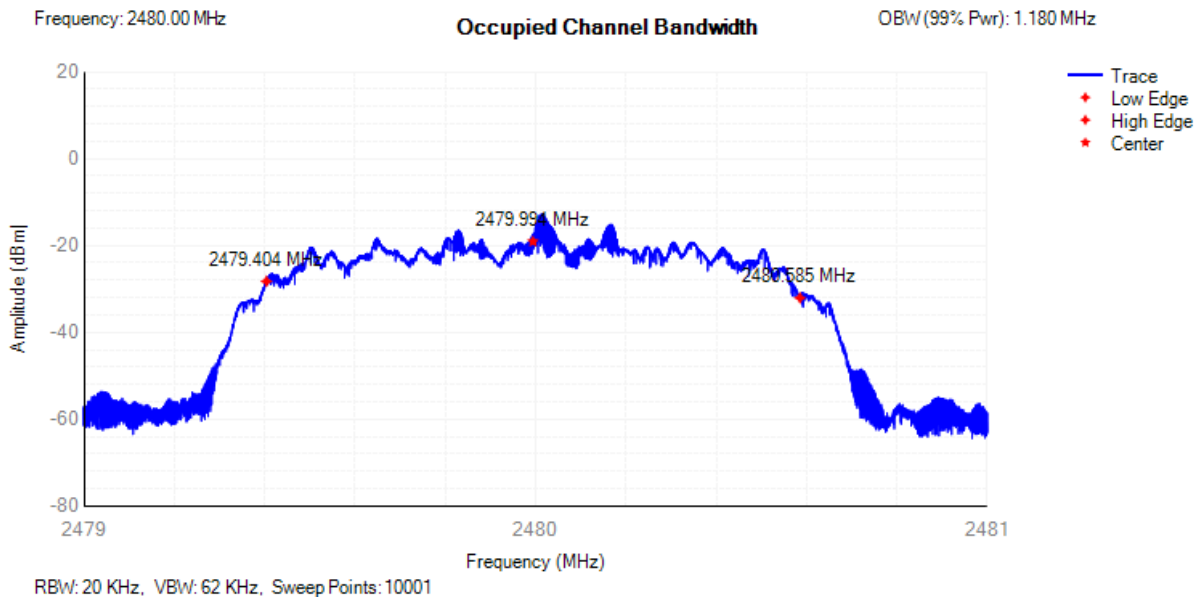


OBW NVNT 2-DH5 2402MHz

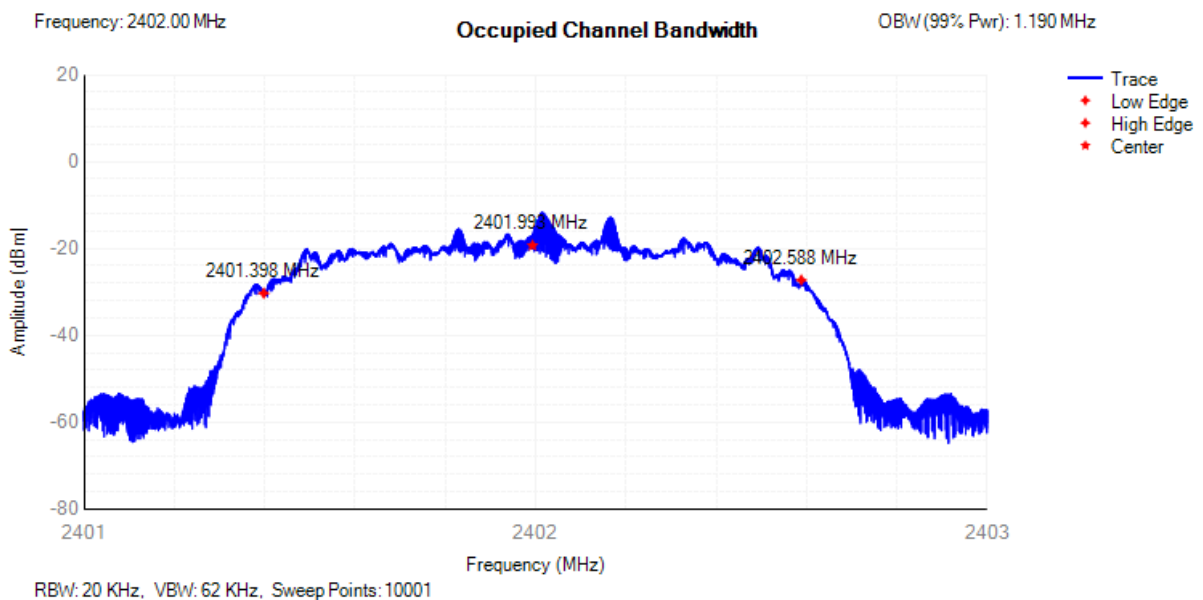




OBW NVNT 2-DH5 2480MHz

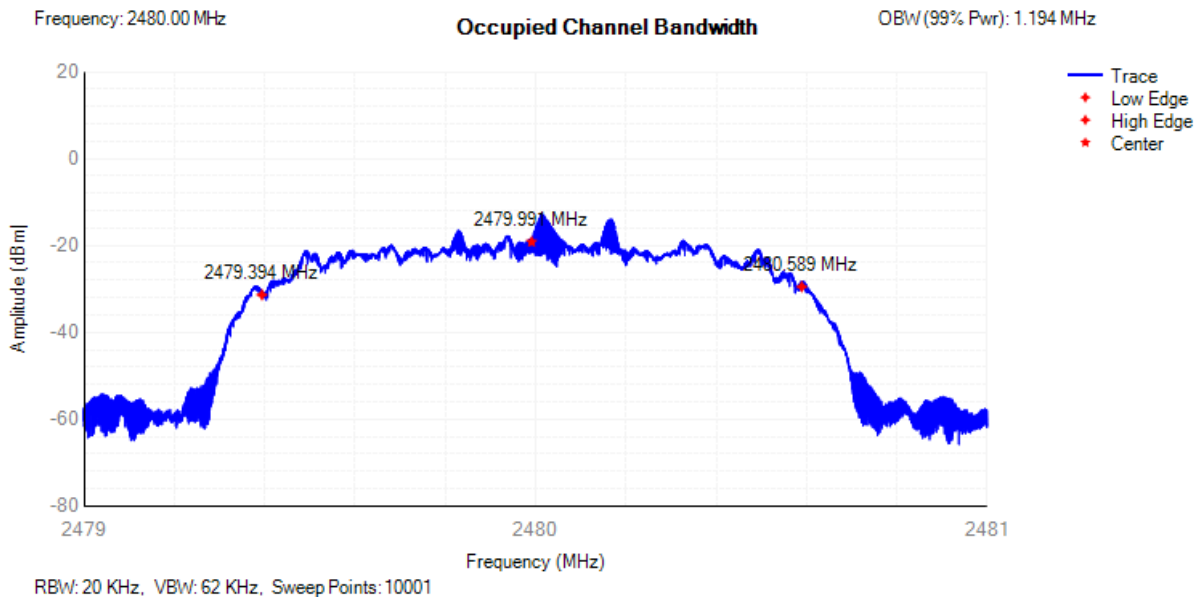


OBW NVNT 3-DH5 2402MHz





OBW NVNT 3-DH5 2480MHz



Shenzhen LCS Compliance Testing Laboratory Ltd.
Add: Room 101, 201, Building A and Room 301, Building C, Juji Industrial Park, Yabianxueziwei, Shajing Street, Bao'an District, Shenzhen, Guangdong, China
Tel: +(86) 0755-82591330 | E-mail: webmaster@lcs-cert.com | Web: www.lcs-cert.com
Scan code to check authenticity



E.7 Transmitter unwanted emissions in the out-of-band domain

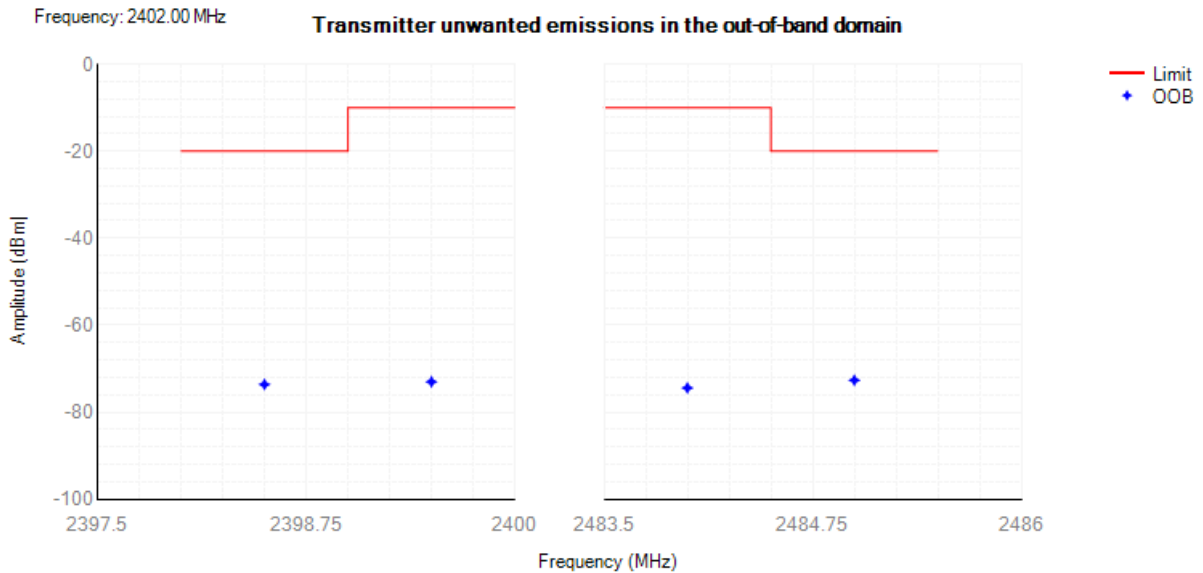
Condition	Mode	Frequency (MHz)	OOB Frequency (MHz)	Level (dBm/MHz)	Limit (dBm/MHz)	Verdict
NVNT	1-DH5	2402	2399.5	-73.02	-10	Pass
NVNT	1-DH5	2402	2398.5	-73.62	-20	Pass
NVNT	1-DH5	2402	2484	-74.42	-10	Pass
NVNT	1-DH5	2402	2485	-72.66	-20	Pass
NVNT	1-DH5	2480	2399.5	-73.92	-10	Pass
NVNT	1-DH5	2480	2398.5	-74.1	-20	Pass
NVNT	1-DH5	2480	2484	-74.13	-10	Pass
NVNT	1-DH5	2480	2485	-74.14	-20	Pass
NVNT	2-DH5	2402	2399.5	-55.5	-10	Pass
NVNT	2-DH5	2402	2399.323	-73.5	-10	Pass
NVNT	2-DH5	2402	2398.323	-73.93	-20	Pass
NVNT	2-DH5	2402	2398.146	-73.07	-20	Pass
NVNT	2-DH5	2402	2484	-74.36	-10	Pass
NVNT	2-DH5	2402	2484.18	-73.84	-10	Pass
NVNT	2-DH5	2402	2485.18	-71.94	-20	Pass
NVNT	2-DH5	2402	2485.36	-74.18	-20	Pass
NVNT	2-DH5	2480	2399.5	-69.3	-10	Pass
NVNT	2-DH5	2480	2399.323	-66.02	-10	Pass
NVNT	2-DH5	2480	2398.323	-72.73	-20	Pass
NVNT	2-DH5	2480	2398.146	-72.92	-20	Pass
NVNT	2-DH5	2480	2484	-73.36	-10	Pass
NVNT	2-DH5	2480	2484.18	-74.1	-10	Pass
NVNT	2-DH5	2480	2485.18	-71.61	-20	Pass
NVNT	2-DH5	2480	2485.36	-74.14	-20	Pass
NVNT	3-DH5	2402	2399.5	-55.1	-10	Pass
NVNT	3-DH5	2402	2399.31	-73.48	-10	Pass
NVNT	3-DH5	2402	2398.31	-74.19	-20	Pass
NVNT	3-DH5	2402	2398.12	-73.02	-20	Pass
NVNT	3-DH5	2402	2484	-74.37	-10	Pass
NVNT	3-DH5	2402	2484.194	-74.42	-10	Pass
NVNT	3-DH5	2402	2485.194	-74.3	-20	Pass
NVNT	3-DH5	2402	2485.388	-72.56	-20	Pass
NVNT	3-DH5	2480	2399.5	-54.93	-10	Pass
NVNT	3-DH5	2480	2399.31	-71.75	-10	Pass
NVNT	3-DH5	2480	2398.31	-74.35	-20	Pass



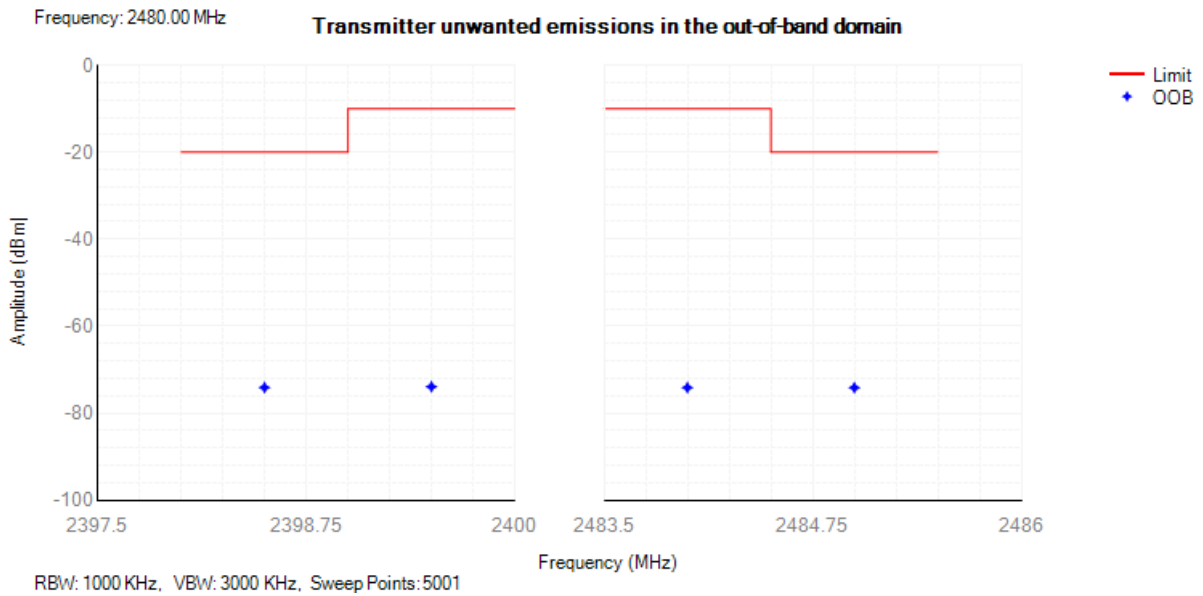


NVNT	3-DH5	2480	2398.12	-71.49	-20	Pass
NVNT	3-DH5	2480	2484	-74.33	-10	Pass
NVNT	3-DH5	2480	2484.194	-74.29	-10	Pass
NVNT	3-DH5	2480	2485.194	-74.15	-20	Pass
NVNT	3-DH5	2480	2485.388	-71.91	-20	Pass

Tx. Emissions OOB NVNT 1-DH5 2402MHz



Tx. Emissions OOB NVNT 1-DH5 2480MHz

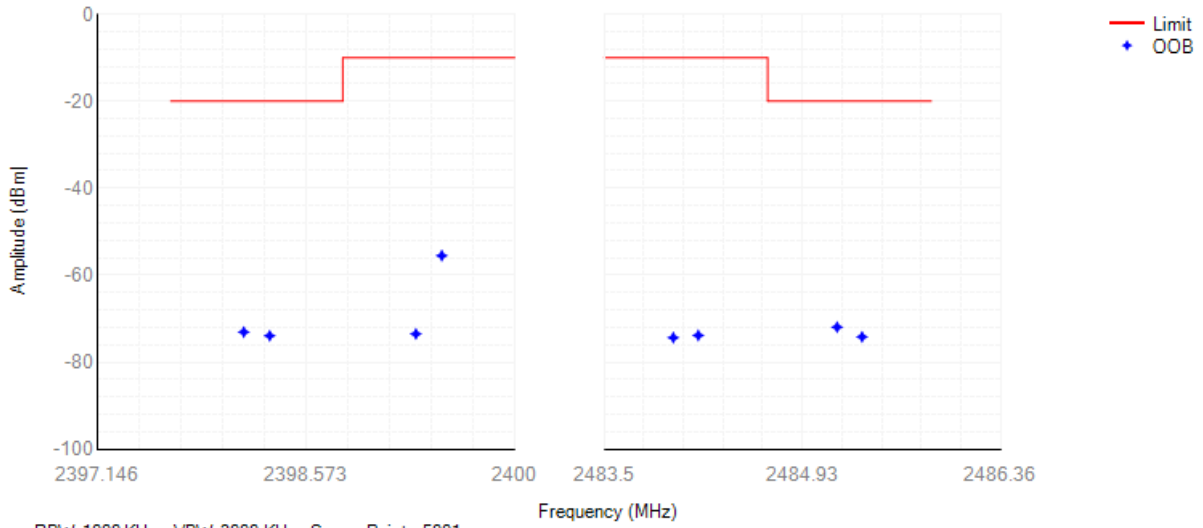




Tx. Emissions OOB NVNT 2-DH5 2402MHz

Frequency: 2402.00 MHz

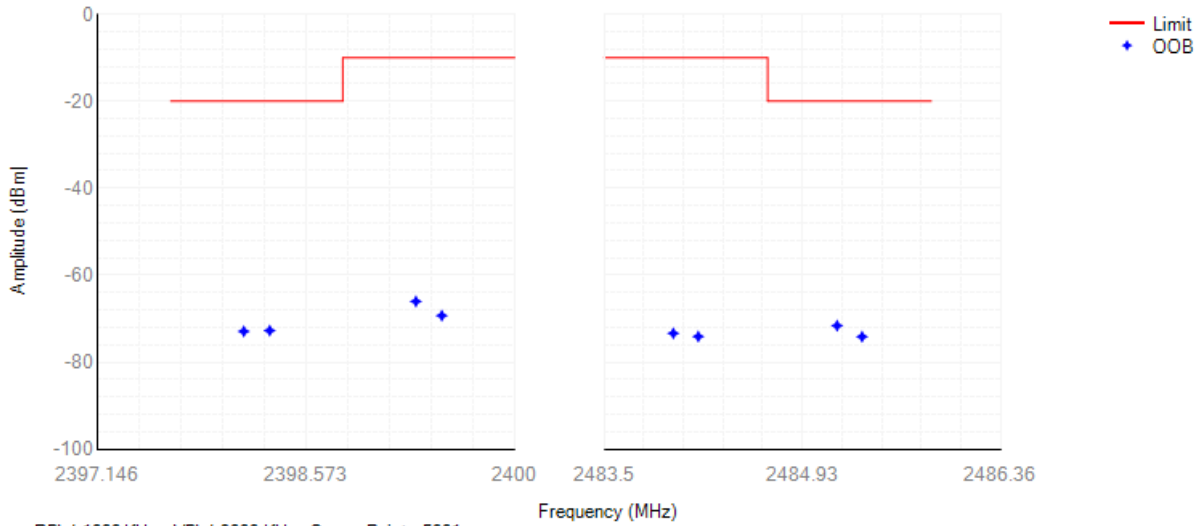
Transmitter unwanted emissions in the out-of-band domain



Tx. Emissions OOB NVNT 2-DH5 2480MHz

Frequency: 2480.00 MHz

Transmitter unwanted emissions in the out-of-band domain

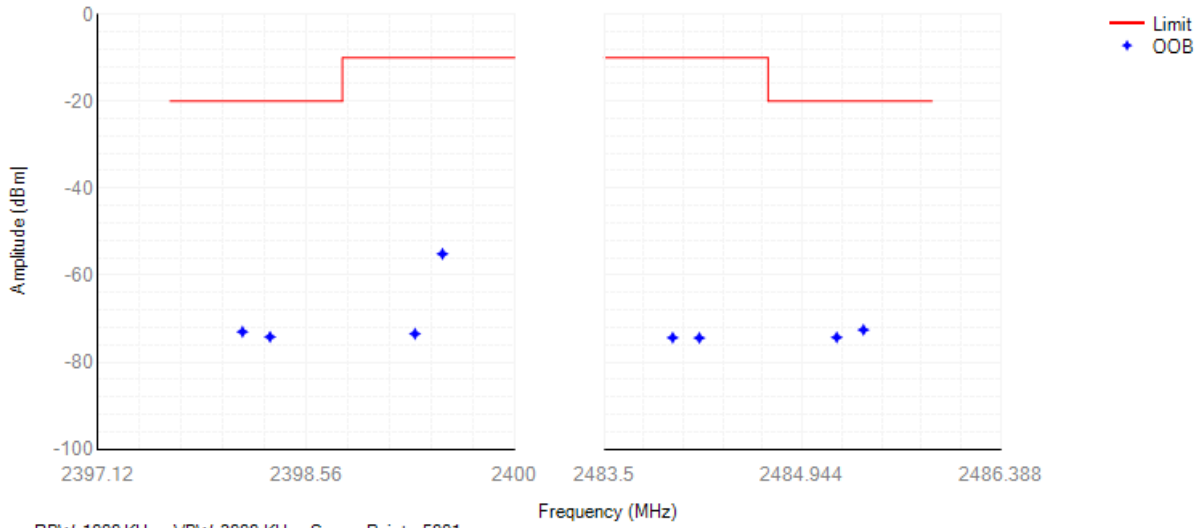




Tx. Emissions OOB NVNT 3-DH5 2402MHz

Frequency: 2402.00 MHz

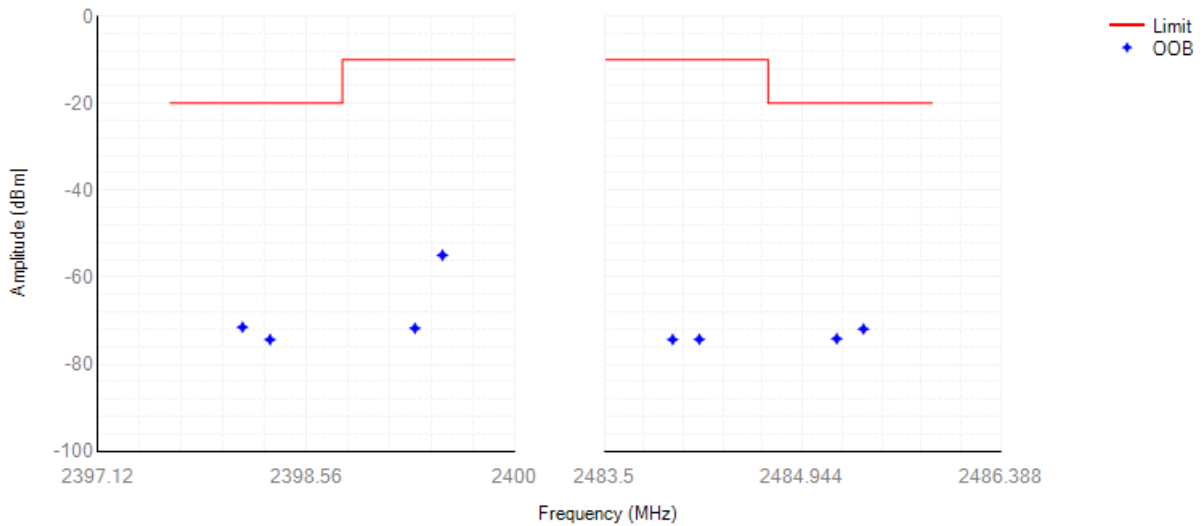
Transmitter unwanted emissions in the out-of-band domain



Tx. Emissions OOB NVNT 3-DH5 2480MHz

Frequency: 2480.00 MHz

Transmitter unwanted emissions in the out-of-band domain

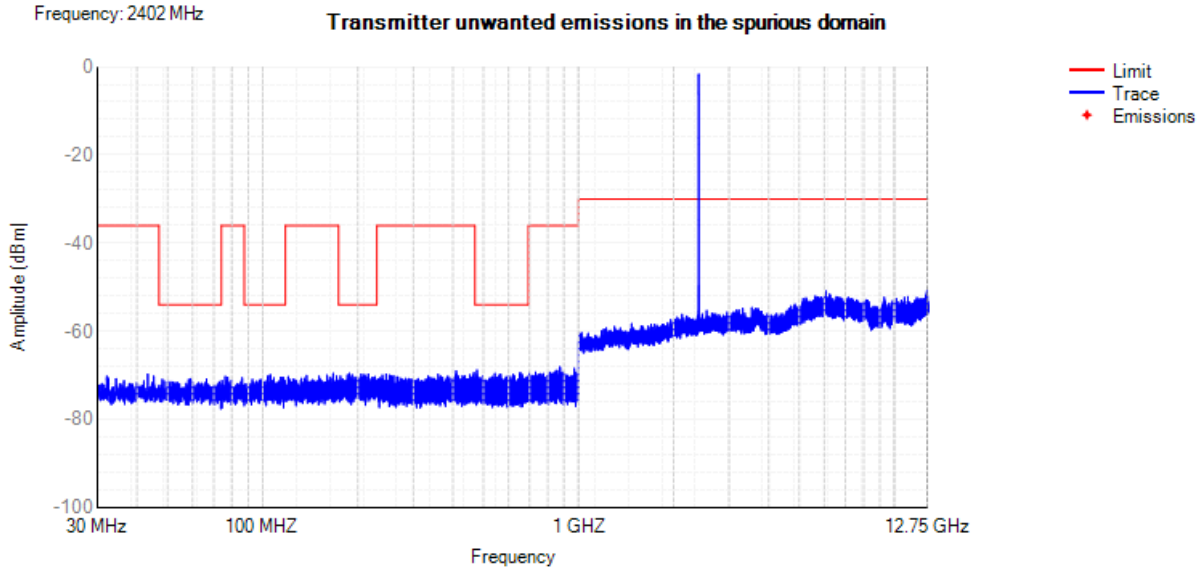




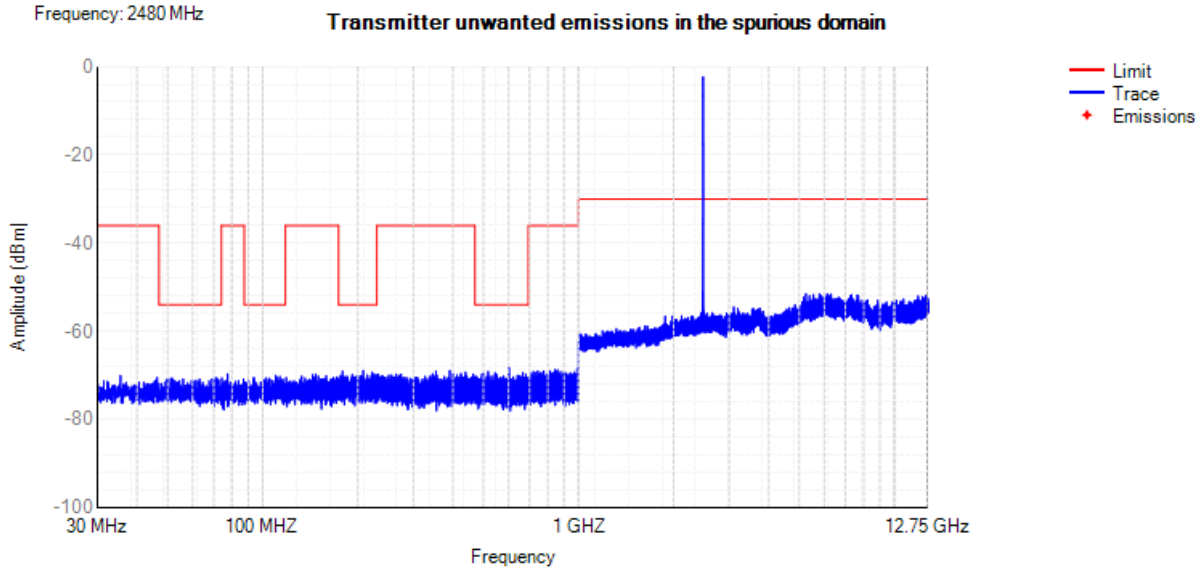
E.8 Transmitter unwanted emissions in the spurious domain

Condition	Mode	Frequency (MHz)	Range	Spur Freq (MHz)	Spur Level (dBm)	Limit (dBm)	Verdict
-----------	------	-----------------	-------	-----------------	------------------	-------------	---------

Tx. Spurious NVNT 1-DH5 2402MHz

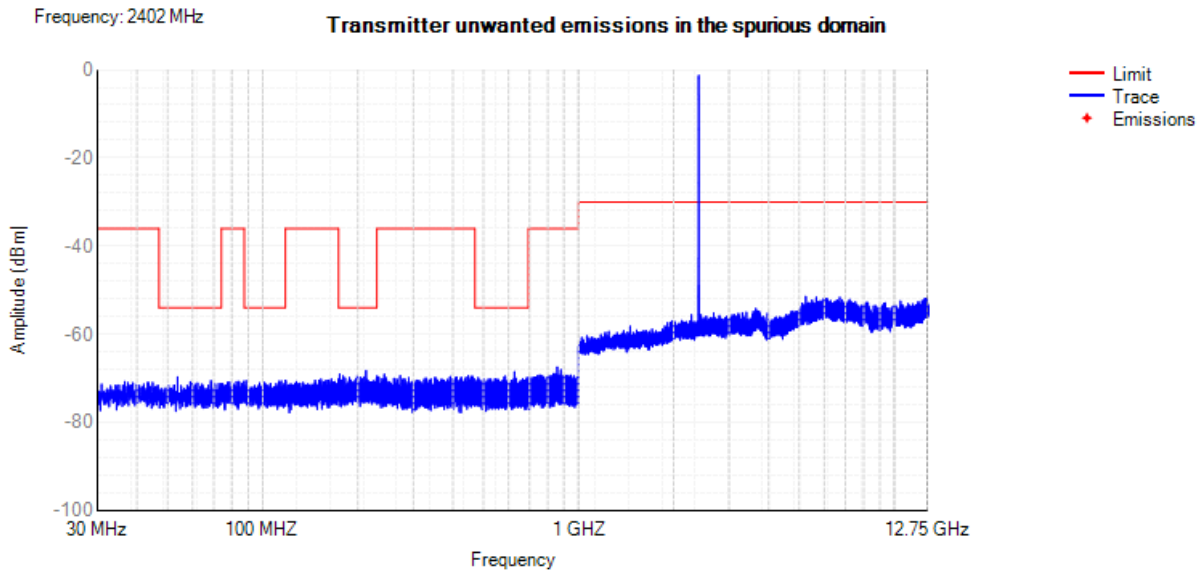


Tx. Spurious NVNT 1-DH5 2480MHz

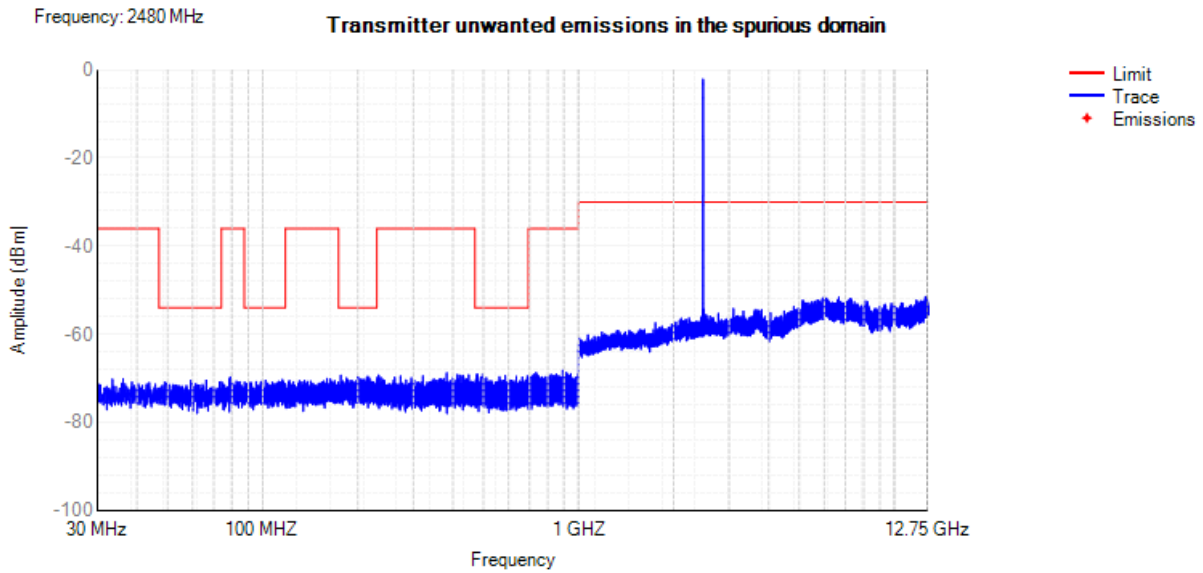




Tx. Spurious NVNT 2-DH5 2402MHz

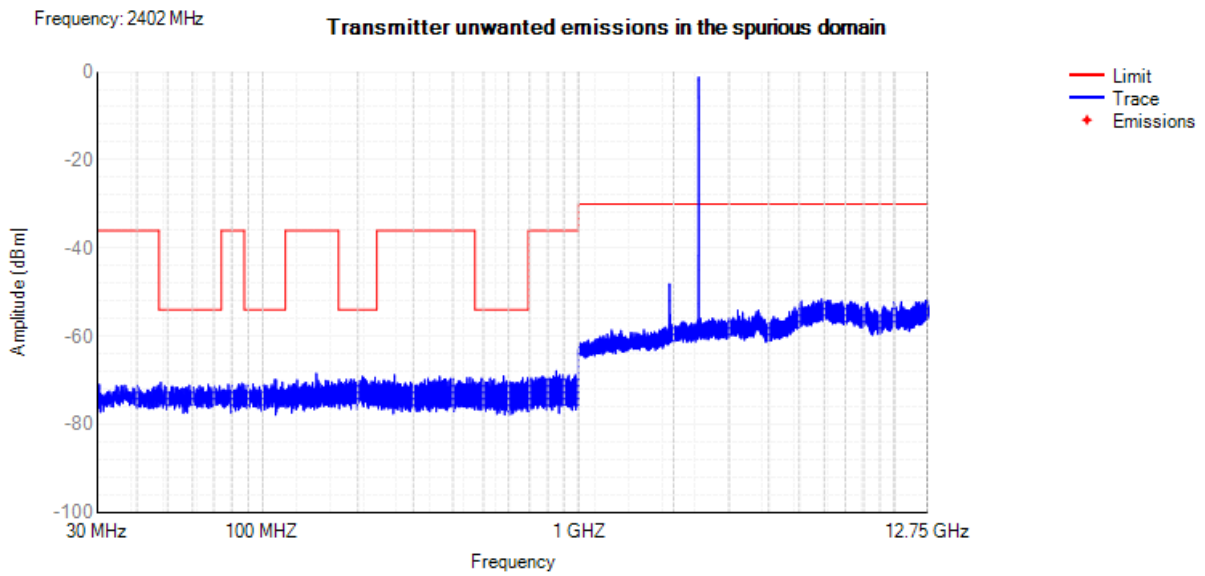


Tx. Spurious NVNT 2-DH5 2480MHz

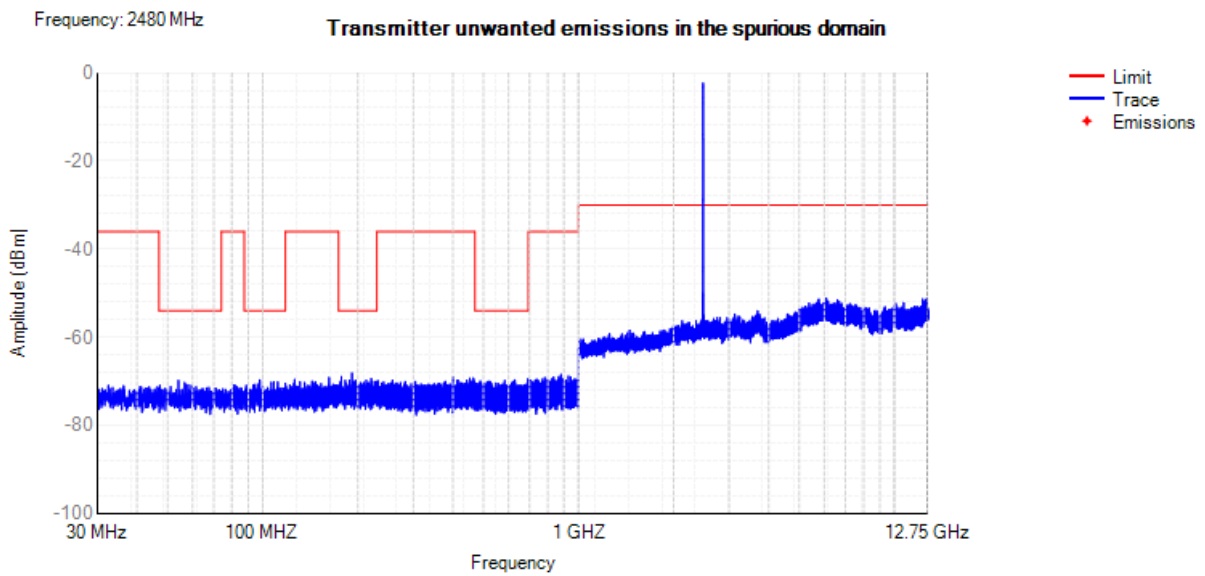




Tx. Spurious NVNT 3-DH5 2402MHz



Tx. Spurious NVNT 3-DH5 2480MHz

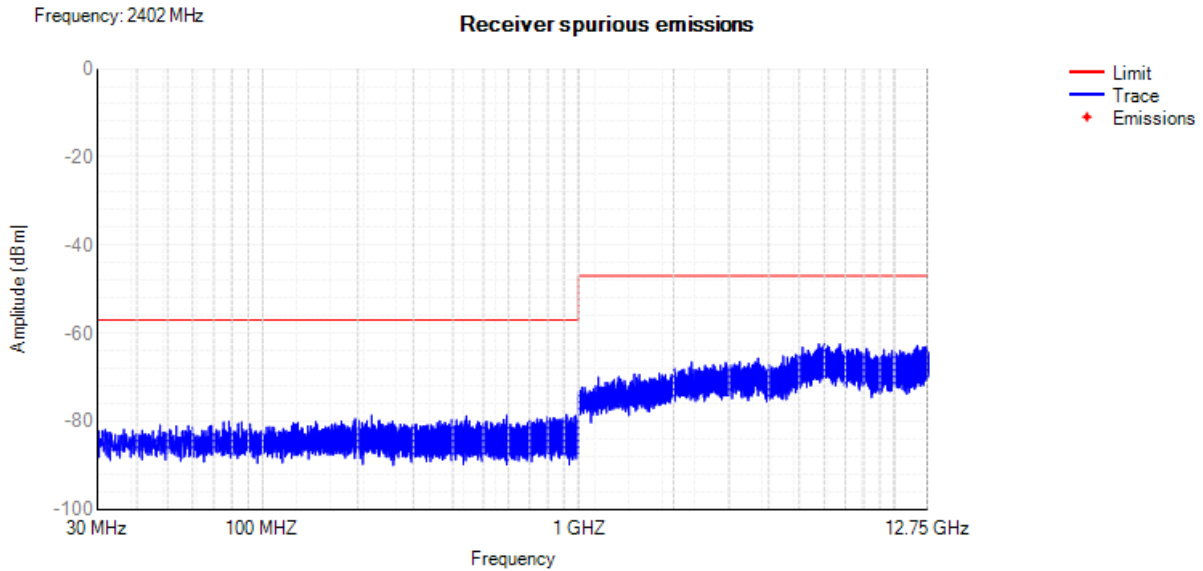




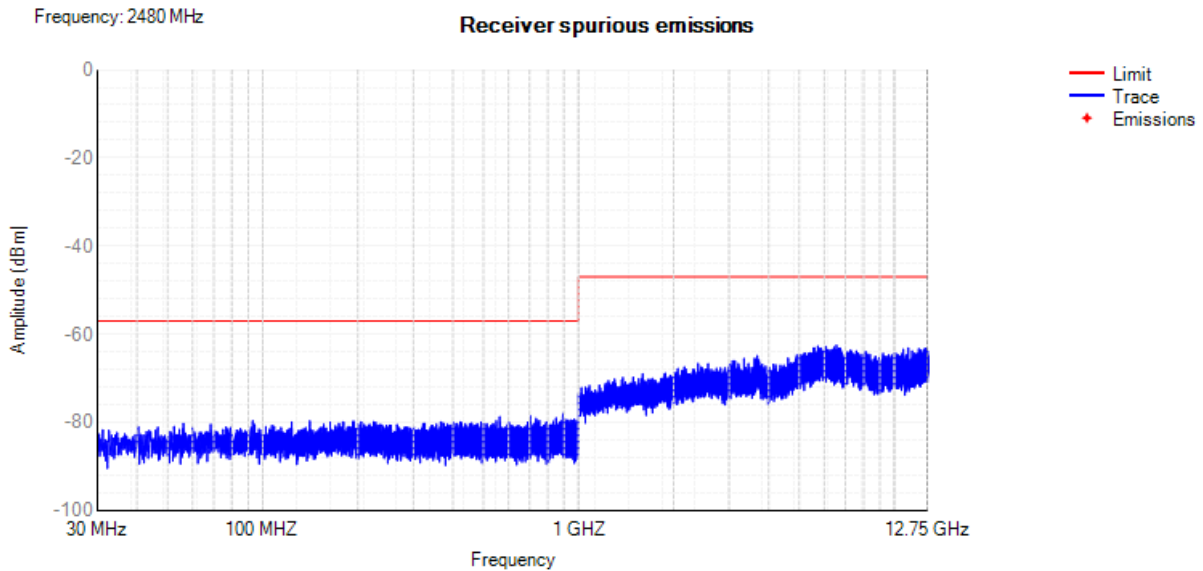
E.9 Receiver spurious emissions

Condition	Mode	Frequency (MHz)	Range	Spur Freq (MHz)	Spur Level (dBm)	Limit (dBm)	Verdict
-----------	------	-----------------	-------	-----------------	------------------	-------------	---------

Rx. Spurious NVNT 1-DH5 2402MHz

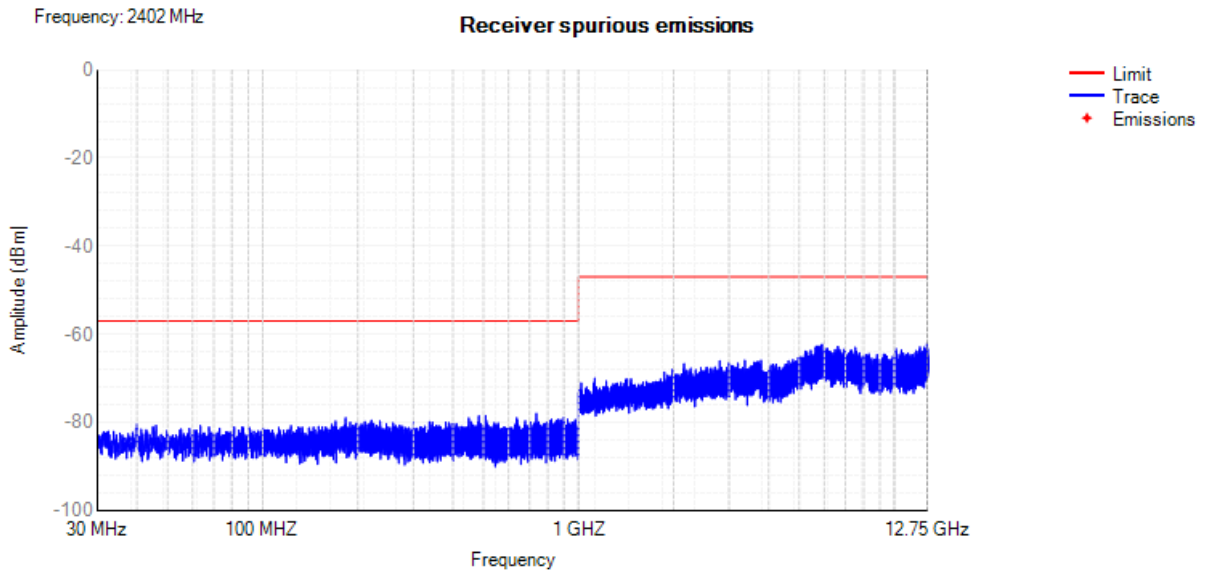


Rx. Spurious NVNT 1-DH5 2480MHz

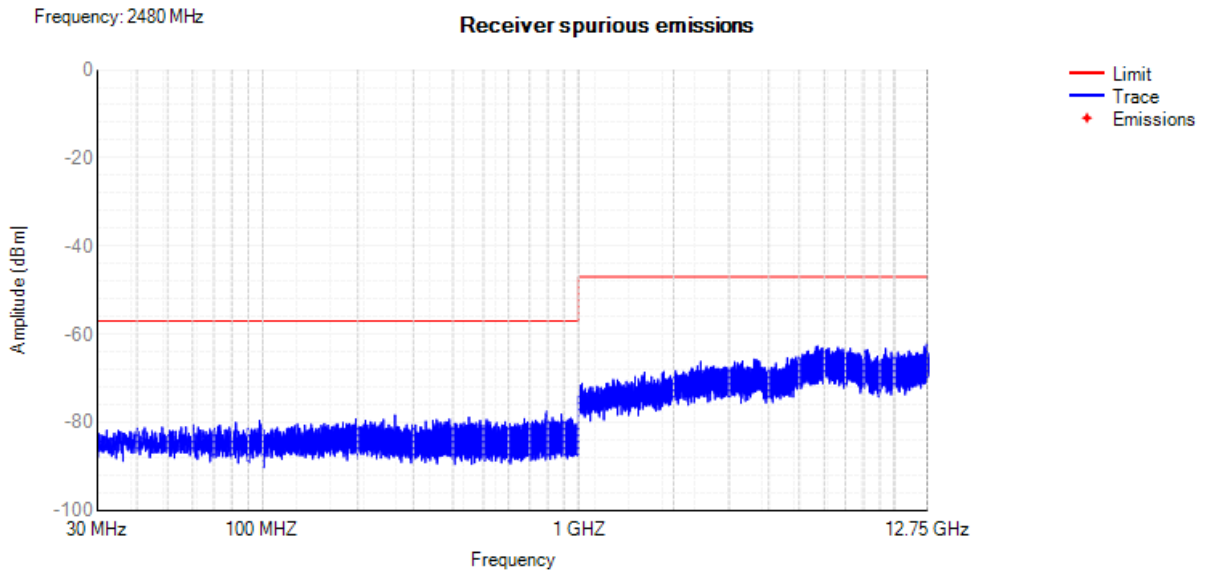




Rx. Spurious NVNT 2-DH5 2402MHz

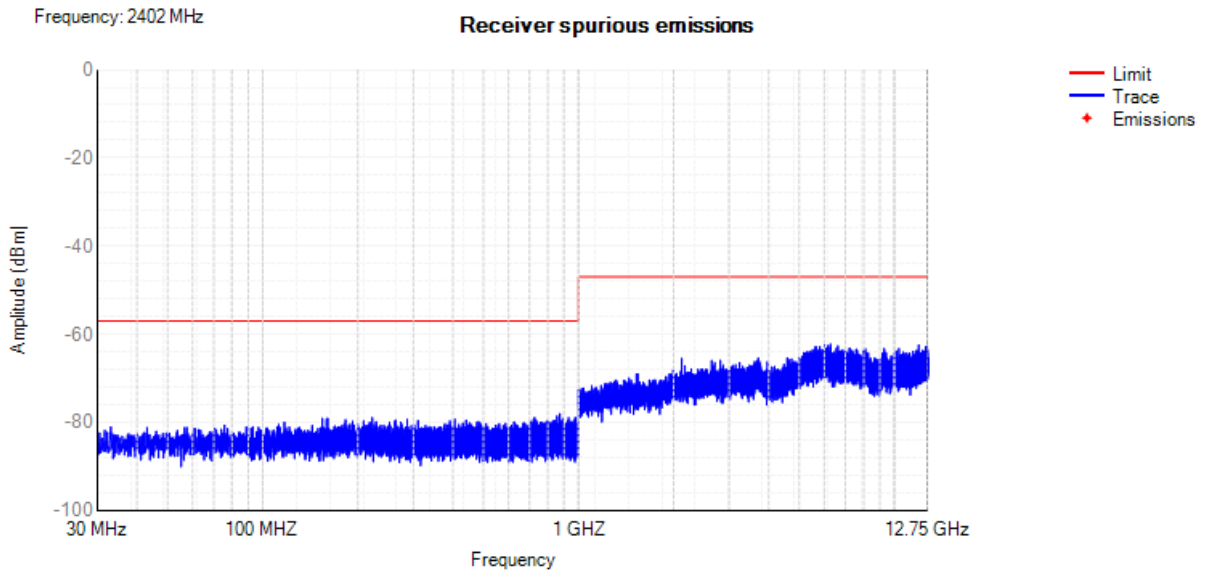


Rx. Spurious NVNT 2-DH5 2480MHz

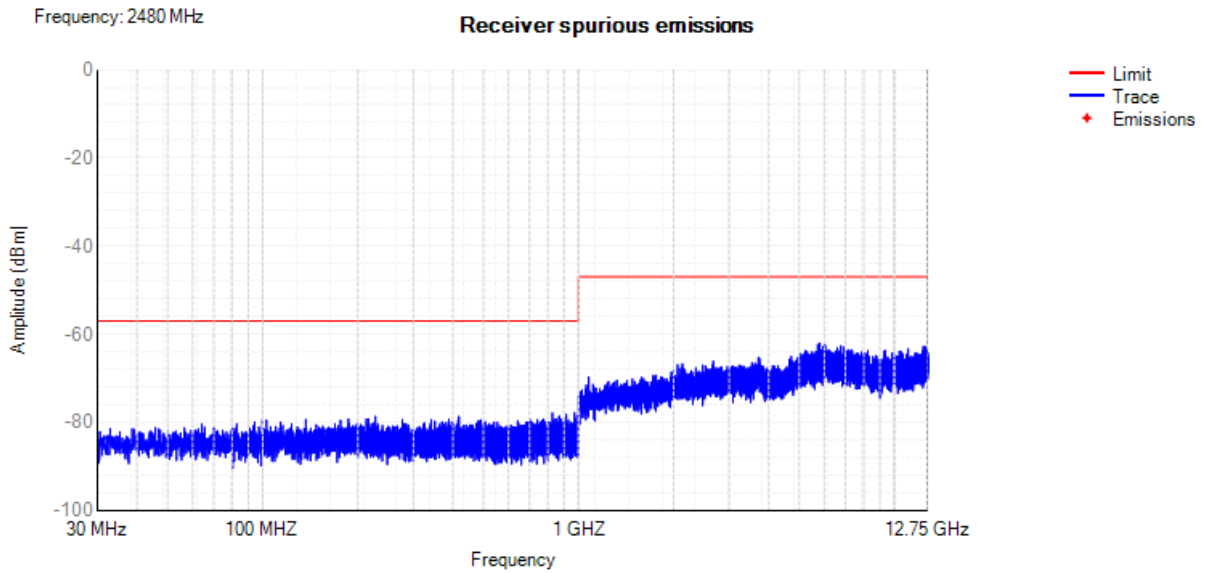




Rx. Spurious NVNT 3-DH5 2402MHz



Rx. Spurious NVNT 3-DH5 2480MHz





E.10 Receiver Blocking

Test Mode	Test Channel (MHz)	Wanted Signal Mean Power from Companion Device (dBm)	Blocking Signal Frequency (MHz)	Blocking Signal Power (dBm)		Type of Blocking Signal	PER(%)		Test Result
				Test Value	Limit		Test Value	Limit	
DH5	2402	-70	2380	-27	≥-34	CW	2.26	10	Pass
			2504	-22	≥-34	CW	2.23	10	Pass
			2300	-26	≥-34	CW	2.35	10	Pass
			2584	-24	≥-34	CW	2.45	10	Pass
	2480	-70	2380	-30	≥-34	CW	3.16	10	Pass
			2504	-24	≥-34	CW	2.08	10	Pass
			2300	-29	≥-34	CW	3.23	10	Pass
			2584	-21	≥-34	CW	1.45	10	Pass
2DH5	2402	-68	2380	-22	≥-34	CW	3.99	10	Pass
			2504	-21	≥-34	CW	2.87	10	Pass
			2300	-29	≥-34	CW	0.55	10	Pass
			2584	-27	≥-34	CW	5.17	10	Pass
	2480	-68	2380	-22	≥-34	CW	3.87	10	Pass
			2504	-28	≥-34	CW	1.82	10	Pass
			2300	-24	≥-34	CW	3.05	10	Pass
			2584	-20	≥-34	CW	2.46	10	Pass
3DH5	2402	-68	2380	-23	≥-34	CW	3.10	10	Pass
			2504	-25	≥-34	CW	3.36	10	Pass
			2300	-25	≥-34	CW	2.59	10	Pass
			2584	-25	≥-34	CW	4.82	10	Pass
	2480	-68	2380	-30	≥-34	CW	1.92	10	Pass
			2504	-25	≥-34	CW	3.91	10	Pass
			2300	-23	≥-34	CW	3.59	10	Pass
			2584	-24	≥-34	CW	2.97	10	Pass

