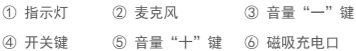


骨传导蓝牙耳机



使用指南及保修说明

Operating instructions and Warranty description



功能	操作	指示灯
开机	长按开关键3~5秒	灯亮
关机		灯灭

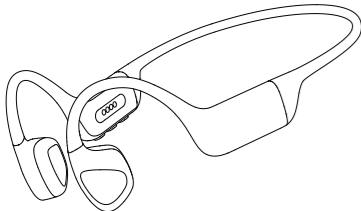
功能	耳机状态	操作
增加音量	播放音乐	单击+键
减少音量	播放音乐	单击-键
上一曲	播放音乐	长按1秒-键
下一曲	播放音乐	长按1秒+键
暂停播放	播放音乐	单击开机键
恢复播放	暂停播放	

功能	耳机状态	操作
接挂电话	来电时	短按开机键接/挂
拒绝电话	来电时	长按2秒开机键挂断
音量控制	通话中	短按“+”/“-”键
手机/蓝牙听筒切换	通话中	长按1秒开机键

充电中	红灯常亮
充电完成	常亮蓝灯
搜索配对	红蓝灯交替闪烁
蓝牙音乐播放	蓝灯5秒慢闪

日期	不良现象	解决方案

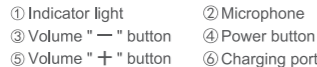
Bone Conduction Bluetooth Headphone



A line drawing of a bone conduction Bluetooth headphone. The device features a long, curved, and padded headband. Two earpieces are attached to the ends of the headband. The earpiece on the left is shown in a side profile, revealing a circular speaker grille. The earpiece on the right is shown from a more top-down perspective, also displaying a circular speaker grille. A small, rectangular control module is integrated into the headband, positioned between the two earpieces. This module has a small, circular button or sensor on its side. The entire device is rendered in a clean, minimalist line-art style.

Instructions for usage and warranty

Operating instructions and Warranty description



Function	Operation	Indicator
On	Press and hold Power button (around 3-5 seconds)	Light on
Off		Light off

Function	Headphone status	Operation
Answer or hang up the call	Incoming call	Short press the power button
Decline the call	Incoming call	Long press the Power button for 2 second to hang up
volume control	During call	Click "+" / "-"
Phone/Bluetooth headset switch	During call	Long press and hold the Power button for 1 second

Charging	Red light (always on)
Charging completed	Blue light (always on)
Search for pairing	Flash in red and blue alternately
Bluetooth music playback	Blue light flashes once every 5 sec.

- The headphone can not soak seawater/salt water for a long time, they use fresh water to rinse and dry. Charging electromagnetic suction part is easy to corrode.
- If not used for a long time, please at least once a month full charge.
- Please do not disassemble any parts of the product, such as the discovery of product defects immediately stop using the product, and contact the seller after-sales service.
- After each campaign, please wipe the surface of the headphone water, especially the location of the filling electromagnetic suction, to deal with the cleaning in time to prevent sweat, and salt water corrosion charging port, affecting the life of the product.
- Keep the product away from fire ,heat,freezing sources, chemicals, violent impact disassembly and extrusion products are strictly prohibited .
- Please use a charging head with an output of 5V1A or less .